

Product Ordering Guide
**Point to Point
Multipoint
Wi-Fi**

PRODUCT
INDEX >>

Introduction

This product guide is prepared for our distributors and resellers and is intended to be used in conjunction with the quarterly price books. It is designed to help you quickly select products and related accessories. Throughout the document, there are links to useful information, including product datasheets, Proxim's link calculation tools, tutorials, and technology guides.

The key to using this guidebook is to take advantage of the index page, which provides single-click hyperlinks to each of our products. Please take a few minutes to familiarize yourself with this guide, and we trust it will make the process of building a BOM easier and faster.



Link Calculator

Get Access to Proxim Link
Calculator Tools on-line



Learning Center

Review Webinars and Training
Material on-line



Homepage

Visit The Proxim Website

Product Portfolio Overview

Point to Point

Quickbridge®
QB-10200
QB-10100 Series
QB 10100S Series



Quickbridge®
QB-10100-LNK 50/100



Edge Quickbridge
1000 Series



Quickbridge®
QB-825/826 Series




Tsunami®
GX-824




Point to Multipoint


Multipoint
MP-10200
MP-10100 Series
MP-10100S Series




Multipoint
MP-10200
MP-10100 CPE/CPA




Edge Multipoint
1000 Series



Multipoint
MP-820 Series




Multipoint
MP-8260 Series




WiFi

Crosspoint®
XP-10100



ORiNOCO®
AP-9200R













ProximVision® Advanced




Products At-a-Glance: Point-to-Point

	Quickbridge® 10250 BeamX Series	Quickbridge® 10100S Series	Quickbridge® 10100 Series	Quickbridge® 10100L Series	Quickbridge® 10100-xxx	Quickbridge® 820 Series	Edge Quickbridge 1025 Series	Edge Quickbridge 1035 Series
								
Frequency Band (Subject to country regulations)	<ul style="list-style-type: none">4.900 – 5.850 GHz	<ul style="list-style-type: none">4.900 – 5.925 GHz	<ul style="list-style-type: none">4.900 – 5.925 GHz	<ul style="list-style-type: none">4.900 – 5.925 GHz	<ul style="list-style-type: none">4.900 – 5.925 GHz	<ul style="list-style-type: none">4.900 - 5.925 GHz	<ul style="list-style-type: none">5.150 – 5.925 GHz	<ul style="list-style-type: none">5.150 – 5.925 GHz
MIMO	<ul style="list-style-type: none">2x2:2	<ul style="list-style-type: none">2x2:2	<ul style="list-style-type: none">2X2 MIMO	<ul style="list-style-type: none">2X2 MIMO	<ul style="list-style-type: none">2X2 MIMO	<ul style="list-style-type: none">2x2 MIMO	<ul style="list-style-type: none">2x2:2, 4x4:2 and 4x4:4	<ul style="list-style-type: none">2x2:2 MIMO
Channel Size	<ul style="list-style-type: none">80 MHz, 40 MHz and 20 MHz	<ul style="list-style-type: none">80 MHz, 40 MHz and 20 MHz	<ul style="list-style-type: none">80 MHz, 40 MHz and 20 MHz channel bandwidths	<ul style="list-style-type: none">40 MHz and 20 MHz channel bandwidths with optional upgrade to 80 MHz	<ul style="list-style-type: none">80 MHz, 40 MHz and 20 MHz	<ul style="list-style-type: none">40 MHz, 20 MHz, 10 MHz, 5 MHz channel bandwidths	<ul style="list-style-type: none">40 MHz and 20 MHz channel bandwidths with optional upgrade to 80 MHz	<ul style="list-style-type: none">40 MHz and 20 MHz channel bandwidths with optional upgrade to 80 MHz
Throughput	<ul style="list-style-type: none">672 Mbps @ 80 MHz324 Mbps @ 40 MHz137 Mbps @ 20 MHz	<ul style="list-style-type: none">672 Mbps @ 80 MHz324 Mbps @ 40 MHz137 Mbps @ 20 MHz	<ul style="list-style-type: none">672 Mbps @ 80 MHz324 Mbps @ 40 MHz137 Mbps @ 20 MHz	<ul style="list-style-type: none">672 Mbps @ 80 MHz (with Optional Upgrade)324 Mbps @ 40 MHz137 Mbps @ 20 MHz	<ul style="list-style-type: none">License controlled to 50, 100 or 200 Mbps	<ul style="list-style-type: none">825-LNK-100: Up to 100 Mbps825-LNK-50+: Upto 50 Mbps (license upgradable to 100 Mbps)	<ul style="list-style-type: none">Up to 122 Mbps @ 20 MHzUp to 294 Mbps @ 40 MHzUp to 400 Mbps @ 80 Mhz (with Optional Upgrade)	<ul style="list-style-type: none">Up to 122 Mbps @ 20 MHzUp to 294 Mbps @ 40 MHzUp to 400 Mbps @ 80 Mhz (with Optional Upgrade)
TX Power	<ul style="list-style-type: none">Up to 28 dBm (dual chain)	<ul style="list-style-type: none">Up to 28 dBm (dual chain)	<ul style="list-style-type: none">Upto 28 dBm (Dual chain)	<ul style="list-style-type: none">Upto 28 dBm (Dual chain)	<ul style="list-style-type: none">Up to 28 dBm (dual chain)	<ul style="list-style-type: none">Upto 26 dBm (Dual chain)	<ul style="list-style-type: none">Up to 24 dBm (dual chain) or Up to 27 dBm (quad chain)	<ul style="list-style-type: none">Up to 24 dBm (dual chain)
Antenna	<ul style="list-style-type: none">Integrated 2x2 MIMO Beam Steering antenna:Beam Width - 17° spanning over ± 30° sectorReceive Gain - 16 dBi (11 dBi before 5.150 GHz)Transmit Gain - 20 dBi (11 dBi before 5.150 GHz)	<ul style="list-style-type: none">QB-10100S-EPA : Two N-type ConnectorsQB-10150S-EPR: Integrated 2x2 MIMO 22dBi Dual Polarized 1 foot Panel Antenna	<ul style="list-style-type: none">QB-10150-EPL: Integrated 2x2 MIMO 28dBi Dual Polarized 2 feet Panel Antenna	<ul style="list-style-type: none">QB-10100L-EPA : Two N-type ConnectorsQB-10150L-EPR: Integrated 2x2 MIMO 22dBi Dual Polarized 1 foot Panel Antenna	<ul style="list-style-type: none">Two N-type Connectors	<ul style="list-style-type: none">Integrated 15 dBi dual Polarized (H+V) panel antenna (12 dBi before 5.000 GHz and 14 dBi beyond 5.850 GHz)	<ul style="list-style-type: none">Integrated 2x2 MIMO 15 dBi Dual Polarized 35 degree Pannel Antenna plus Four RP-SMA Connectors (Software switch between integrated antenna and connectors)	<ul style="list-style-type: none">Integrated 2x2 MIMO 15 dBi Dual Polarized 35 degree Pannel Antenna plus Two RP-SMA Connectors (Software switch between integrated antenna and connectors)
Management	<ul style="list-style-type: none">Web GUI (admin, advanced, monitor), CLI, ProximVision Advanced	<ul style="list-style-type: none">Web GUI (admin, advanced, monitor), CLI, ProximVision Advanced	<ul style="list-style-type: none">Web GUI (admin, advanced, monitor), CLI, ProximVision Advanced	<ul style="list-style-type: none">Web GUI (admin, advanced, monitor), CLI, ProximVision Advanced	<ul style="list-style-type: none">Web GUI (admin, advanced, monitor), CLI, ProximVision Advanced	<ul style="list-style-type: none">Web GUI (admin, advanced, monitor), CLI, ProximVision Advanced	<ul style="list-style-type: none">Web GUI (admin, advanced, monitor), CLI, ProximVision Advanced, Proxim BlueConnect (android/iOS)	<ul style="list-style-type: none">Web GUI (admin, advanced, monitor), CLI, ProximVision Advanced, Proxim BlueConnect (android/iOS)
Security	<ul style="list-style-type: none">AES - 128 bits, upgradeable to AES - 256 bitsSecure management (SSL/TLS, SSH, SNMPv3)Proprietary nature of RF protocol	<ul style="list-style-type: none">AES 128 and AES 256Secure management (SSL/TLS, SSH, SNMPv3)Proprietary nature of RF protocol	<ul style="list-style-type: none">AES - 128 bitsSecure management (SSL/TLS, SSH, SNMPv3)Proprietary nature of RF protocol	<ul style="list-style-type: none">AES - 128 bitsSecure management (SSL/TLS, SSH, SNMPv3)Proprietary nature of RF protocol	<ul style="list-style-type: none">AES - 128 bitsSecure management (SSL/TLS, SSH, SNMPv3)Proprietary nature of RF protocol	<ul style="list-style-type: none">AES -128 bitsSecure management (SSL, SSH, SNMPv3)Proprietary nature of RF protocol	<ul style="list-style-type: none">AES - 128 bitsSecure management (SSL/TLS, SSH, SNMPv3)Proprietary nature of RF protocol	<ul style="list-style-type: none">AES - 128 bitsSecure management (SSL/TLS, SSH, SNMPv3)Proprietary nature of RF protocol
Ethernet Ports	<ul style="list-style-type: none">Two auto MDI-X RJ45 10/100/1000Mbps Ethernet (Port #1 with PoE in & Data, Port #2 with PoE out & Data)	<ul style="list-style-type: none">Two auto MDI-X RJ45 10/100/1000Mbps Ethernet (Port #1 with PoE in & Data, Port #2 with PoE out & Data)	<ul style="list-style-type: none">Two auto MDI-X RJ45 10/100/1000Mbps Ethernet (Port #1 with PoE in & Data, Port #2 with PoE out & Data)	<ul style="list-style-type: none">Two auto MDI-X RJ45 10/100/1000Mbps Ethernet (Port #1 with PoE in & Data, Port #2 with PoE out & Data)	<ul style="list-style-type: none">One auto MDI-X RJ45 10/100/1000Mbps Ethernet with 802.3af/at PoE in	<ul style="list-style-type: none">One auto MDI-X RJ45 10/100/1000Mbps Ethernet with PoE in	<ul style="list-style-type: none">One auto MDI-X RJ45 10/100/1000Mbps Ethernet with 802.3af/at PoE in	<ul style="list-style-type: none">One auto MDI-X RJ45 10/100/1000Mbps Ethernet with 802.3af/at PoE in
QoS	<ul style="list-style-type: none">Service flow based QoS with 32 queues and layer 2, 3 and 4 packet identification rules	<ul style="list-style-type: none">Service flow based QoS with 32 queues and layer 2, 3 and 4 packet identification rules	<ul style="list-style-type: none">Service flow based QoS with 32 queues and layer 2, 3 and 4 packet identification rules	<ul style="list-style-type: none">Service flow based QoS with 32 queues and layer 2, 3 and 4 packet identification rules	<ul style="list-style-type: none">Service flow based QoS with 32 queues and layer 2, 3 and 4 packet identification rules	<ul style="list-style-type: none">Service flow based QoS with 32 queues and layer 2, 3 and 4 packet identification rules	<ul style="list-style-type: none">Service flow based QoS with 32 queues and layer 2, 3 and 4 packet identification rules	<ul style="list-style-type: none">Service flow based QoS with 32 queues and layer 2, 3 and 4 packet identification rules
GPS Localization	<ul style="list-style-type: none">Requires optional GPS module						<ul style="list-style-type: none">Included (Requires optional GPS antenna)	
Humidity - IP Rating	<ul style="list-style-type: none">100% relative humidity - IP67	<ul style="list-style-type: none">100% relative humidity –IP67	<ul style="list-style-type: none">100% relative humidity - IP67	<ul style="list-style-type: none">100% relative humidity - IP67	<ul style="list-style-type: none">100% relative humidity - IP67	<ul style="list-style-type: none">100% relative humidity - IP67	<ul style="list-style-type: none">100% relative humidity - IP67	<ul style="list-style-type: none">100% relative humidity - IP67
Operating Temperature	<ul style="list-style-type: none">-40° to 60°C	<ul style="list-style-type: none">-40° to 140° Fahrenheit	<ul style="list-style-type: none">-40° to 60°C	<ul style="list-style-type: none">-40° to 60°C	<ul style="list-style-type: none">-40° to 60°C	<ul style="list-style-type: none">-40° to 55°C	<ul style="list-style-type: none">-30° to 55° C	<ul style="list-style-type: none">-30° to 55° C
Certifications	<ul style="list-style-type: none">USA: FCC 90Y + 15E (UNII 15.247)Canada: IC RSS 102 + RSS 111 + RSS 247Europe: RED EN 301 489-1 + EN 301-489-17 + EN 301 893 + EN 302 502	<ul style="list-style-type: none">USA: FCC 90Y + 15C + 15E (UNII 15.247)Canada: IC RSS 102 + RSS 111 + RSS 247Europe: RED EN 301 489-1 + EN 301-489-17 + EN 300 328 + EN 301 893 + EN 302 502	<ul style="list-style-type: none">USA: FCC 90Y + 15E (UNII 15.247)Canada: IC RSS 102 + RSS 111 + RSS 247Europe: RED EN 301 489-1 + EN 301-489-17 + EN 301 893 + EN 302 502	<ul style="list-style-type: none">USA: FCC 90Y + 15E (UNII 15.247)Canada: IC RSS 102 + RSS 111 + RSS 247Europe: RED EN 301 489-1 + EN 301-489-17 + EN 301 893 + EN 302 502	<ul style="list-style-type: none">USA: FCC 90Y + 15E (UNII 15.247)Canada: IC RSS 102 + RSS 111 + RSS 247Europe: RED EN 301 489-1 + EN 301-489-17 + EN 301 893 + EN 302 502		<ul style="list-style-type: none">Canada: RSS-247 issue 2, RSS-102 issue 5, ICES-003 issue 7Europe: RED EN 301 489-1 + EN 301 489-17 + EN 301 489-19 + EN 300 328 + EN 301 893 + EN 302 502 + EN 303 413	<ul style="list-style-type: none">Canada: RSS-247 issue 2, RSS-102 issue 5, ICES-003 issue 7Europe: RED EN 301 489-1 + EN 301 489-17 + EN 300 328 + EN 301 893 + EN 302 502
Product Models	<ul style="list-style-type: none">QB-10250-LKX-WD	<ul style="list-style-type: none">QB-10100S-LNK-WDQB-10150S-LNK-WD	<ul style="list-style-type: none">QB-10150-LKL-WD	<ul style="list-style-type: none">QB-10100L-LNK-WDQB-10150L-LNK-WD	<ul style="list-style-type: none">QB-10100-LNK-50-WDQB-10100-LNK-100-WD	<ul style="list-style-type: none">QB-825-LNK-50+-WDQB-825-LNK-100-WD	<ul style="list-style-type: none">QB-1025-LNK-WD	<ul style="list-style-type: none">QB-1035-LNK-WD

Products At-a-Glance: Point-to-Multipoint

	Multipoint 10250 BeamX Series	Multipoint 10100S Series	Multipoint 10100(L) Series	Multipoint 10100 CPE/CPA	Multipoint 10200 CPE/CPA	Crosspoint 10100 Series	Multipoint 820 Series	Edge Multipoint 1025/1035 Series	
									
Frequency Band	<ul style="list-style-type: none">4.900 – 5.850 GHz	<ul style="list-style-type: none">4.900 – 5.850 GHz	<ul style="list-style-type: none">4.900 – 5.925 GHz	<ul style="list-style-type: none">4.900 – 5.925 GHz	<ul style="list-style-type: none">4.900 – 5.925 GHz	<ul style="list-style-type: none">PtMP: 4.900 – 5.925 GHzAP: 2.400 – 2.484 GHz	<ul style="list-style-type: none">4.900 - 5.925 GHz	<ul style="list-style-type: none">5.150 – 5.925 GHz	
MIMO	<ul style="list-style-type: none">2x2:2	<ul style="list-style-type: none">2x2:2	<ul style="list-style-type: none">2X2	<ul style="list-style-type: none">2X2	<ul style="list-style-type: none">2X2	<ul style="list-style-type: none">2x2	<ul style="list-style-type: none">2x2	<ul style="list-style-type: none">1025: 2x2:2, 4x4:2 and 4x4:41035: 2x2:2	
Channel Size	<ul style="list-style-type: none">80 MHz, 40 MHz and 20 MHz	<ul style="list-style-type: none">80 MHz, 40 MHz and 20 MHz	<ul style="list-style-type: none">MP-101x0L: 40 MHz and 20 MHz channel bandwidths with optional upgrade to 80 MHzMP-10150-SUL: 80 MHz, 40 MHz and 20 MHz channel bandwidths	<ul style="list-style-type: none">80 MHz, 40 MHz and 20 MHz channel bandwidths	<ul style="list-style-type: none">20 MHz and 40 MHz channel bandwidths, Upgradeable to 80 MHz	<ul style="list-style-type: none">PtMP: 80,40 and 20 MHz channel bandwidthsAP: 40 MHz and 20 MHz channel bandwidths	<ul style="list-style-type: none">40 MHz, 20 MHz, 10 MHz, 5 MHz channel bandwidths	<ul style="list-style-type: none">40 MHz and 20 MHz channel bandwidths with optional upgrade to 80 MHz	
Throughput	<ul style="list-style-type: none">Up to 672 Mbps @ 80 MHzUp to 324 Mbps @ 40 MHzUp to 137 Mbps @ 20 MHz	<ul style="list-style-type: none">Up to 672 Mbps @ 80 MHzUp to 324 Mbps @ 40 MHzUp to 137 Mbps @ 20 MHz	<ul style="list-style-type: none">672 Mbps @ 80 MHz - with Optional Upgrade (MP-101x0L)672 Mbps @ 80 MHz (MP-10150-SUL)324 Mbps @ 40 MHz137 Mbps @ 20 MHz	<ul style="list-style-type: none">License controlled to 50, 100, 200 Mbps	<ul style="list-style-type: none">672 Mbps @ 80 MHz (with Optional Upgrade)324 Mbps @ 40 MHz137 Mbps @ 20 MHz	<ul style="list-style-type: none">PtMP: Up to 672 Mbps @ 80 MHzAP: Up to 150 Mbps	<ul style="list-style-type: none">License controlled to 50, 100 Mbps.	<ul style="list-style-type: none">Up to 122 Mbps @ 20 MHzUp to 294 Mbps @ 40 MHzUp to 400 Mbps @ 80 Mhz (with Optional Upgrade)	
TX Power	<ul style="list-style-type: none">Up to 28 dBm (dual chain)	<ul style="list-style-type: none">Up to 28 dBm (dual chain)	<ul style="list-style-type: none">Up to 28 dBm (Dual chain)	<ul style="list-style-type: none">Up to 28 dBm (Dual chain)	<ul style="list-style-type: none">Up to 28 dBm (Dual chain)	<ul style="list-style-type: none">PtMP: 28 dbmAP: 26 dbm	<ul style="list-style-type: none">Up to 26 dBm (Dual chain)	<ul style="list-style-type: none">1025: Up to 24 dBm (dual chain) or Up to 27 dBm (quad chain)1035: Up to 24 dBm (dual chain)	
Antenna	<ul style="list-style-type: none">Integrated 2x2 MIMO Beam Steering antenna:Beam Width - 17° spanning over ± 30° sectorReceive Gain - 16 dBi (11 dBi before 5.150 GHz)Transmit Gain - 20 dBi (11 dBi before 5.150 GHz)	<ul style="list-style-type: none">MP-10100S-BSU/SUA: Two N-type ConnectorsMP-10150S-BS9: Integrated 2x2 MIMO 16dBi Dual Polarized 90 degree Sector AntennaMP-10150S-SUR: Integrated 2x2 MIMO 22dBi Dual Polarized 1 foot Panel Antenna	<ul style="list-style-type: none">MP-10100L-BSU/SUA: Two N-type ConnectorsMP-10150L-BS9: Integrated 2x2 MIMO 16dBi Dual Polarized 90 degree Sector AntennaMP-10150L-BS1/SUR: Integrated 2x2 MIMO 22dBi Dual Polarized 1 foot Panel AntennaMP-10150-SUL: Integrated 2x2 MIMO 28dBi Dual Polarized 2 feet Panel Antenna	<ul style="list-style-type: none">MP-10100-CPA : Two N-type ConnectorsMP-10150-CPE: Integrated 15 dBi dual polarized (H+V), panel antenna (12 dBi before 5.000 GHz and 14 dBi beyond 5.850 GHz)	<ul style="list-style-type: none">MP-10200-CPA: Two N-type ConnectorsMP-10250-CPE: Integrated 15 dBi dual polarized (H+V), panel antenna (12 dBi before 5.000 GHz and 14 dBi beyond 5.850 GHz)	<ul style="list-style-type: none">Tsunami® XP-10100-SUA unit with four N-type connectorsTsunami® XP-10150-BS1/SUR unit with integrated 22 dBi panel antenna plus two N-type surge protected connectors	<ul style="list-style-type: none">MP-820-BSU-100, SUA-50+, SUA-100: Two N type connectorsMP-825-BS3-100, SUR-50+, SUR-100: Integrated 15 dBi dual Polarized (H+V) panel antenna (12 dBi before 5.000 GHz and 14 dBi beyond 5.850 GHz)	<ul style="list-style-type: none">1025: Integrated 2x2 MIMO 15 dBi Dual Polarized 35 degree Panel Antenna plus ((Four RP-SMA) - 1025), ((Two RP-SMA) - 1035) Connectors (Software switch between integrated antenna and connectors)	
Management	<ul style="list-style-type: none">Web GUI (admin, advanced, monitor), CLI, ProximVision Advanced	<ul style="list-style-type: none">Web GUI (admin, advanced, monitor), CLI, ProximVision Advanced	<ul style="list-style-type: none">Web GUI (admin, advanced, monitor), CLI, ProximVision Advanced	<ul style="list-style-type: none">Web GUI (admin, advanced, monitor), CLI, ProximVision Advanced	<ul style="list-style-type: none">Web GUI (admin, advanced, monitor), CLI, ProximVision Advanced	<ul style="list-style-type: none">Web GUI (admin, advanced, monitor), CLI, ProximVision Advanced	<ul style="list-style-type: none">Web GUI (admin, advanced, monitor), CLI, ProximVision Advanced	<ul style="list-style-type: none">Web GUI (admin, advanced, monitor), CLI, ProximVision Advanced	<ul style="list-style-type: none">Web GUI (admin, advanced, monitor), CLI, ProximVision Advanced, Proxim BlueConnect (android/iOS)
Security	<ul style="list-style-type: none">AES - 128 bits, upgradeable to AES - 256 bitsSecure management (SSL/TLS, SSH, SNMPv3)Proprietary nature of RF protocol	<ul style="list-style-type: none">AES 128 and AES 256Secure management (SSL/TLS, SSH, SNMPv3)Proprietary nature of RF protocol	<ul style="list-style-type: none">AES - 128 bitsSecure management (SSL/TLS, SSH, SNMPv3)Proprietary nature of RF protocol	<ul style="list-style-type: none">AES - 128 bitsSecure management (SSL/TLS, SSH, SNMPv3)Proprietary nature of RF protocol	<ul style="list-style-type: none">AES - 128 bits, upgradeable to AES - 256 bitsSecure management (SSL/TLS, SSH, SNMPv3)Proprietary nature of RF protocol	<ul style="list-style-type: none">AES - 128 bitsSecure management (SSL, SSH, SNMPv3)Proprietary nature of RF protocol	<ul style="list-style-type: none">AES - 128 bitsSecure management (SSL, SSH, SNMPv3)Proprietary nature of RF protocol	<ul style="list-style-type: none">AES - 128 bitsSecure management (SSL/TLS, SSH, SNMPv3)Proprietary nature of RF protocol	
Ethernet Ports	<ul style="list-style-type: none">Two auto MDI-X RJ45 10/100/1000Mbps Ethernet (Port #1 with PoE in & Data, Port #2 with PoE out & Data)	<ul style="list-style-type: none">Two auto MDI-X RJ45 10/100/1000Mbps Ethernet (Port #1 with PoE in & Data, Port #2 with PoE out & Data)	<ul style="list-style-type: none">Two auto MDI-X RJ45 10/100/1000Mbps Ethernet (Port #1 with PoE in & Data, Port #2 with PoE out & Data)	<ul style="list-style-type: none">One auto MDI-X RJ45 10/100/1000Mbps Ethernet with 802.3af/at PoE in & Data	<ul style="list-style-type: none">One auto MDI-X RJ45 10/100/1000Mbps Ethernet with 802.3af/at PoE in & Data	<ul style="list-style-type: none">Two auto MDI-X RJ45 10/100/1000Mbps Ethernet (Port #1 with PoE in & Data, Port #2 with PoE out & Data)	<ul style="list-style-type: none">One auto MDI-X RJ45 10/100/1000Mbps Ethernet with PoE in	<ul style="list-style-type: none">One auto MDI-X RJ45 10/100/1000Mbps Ethernet with 802.3af/at PoE in	
QoS	<ul style="list-style-type: none">Service flow based QoS with 32 queues and layer 2, 3 and 4 packet identification rules	<ul style="list-style-type: none">Service flow based QoS with 32 queues and layer 2, 3 and 4 packet identification rules	<ul style="list-style-type: none">Service flow based QoS with 32 queues and layer 2, 3 and 4 packet identification rules	<ul style="list-style-type: none">Service flow based QoS with 32 queues and layer 2, 3 and 4 packet identification rules	<ul style="list-style-type: none">Service flow based QoS with 32 queues and layer 2, 3 and 4 packet identification rules	<ul style="list-style-type: none">PtMP: Service flow based QoS with 32 queues and layer 2, 3 and 4 packet identification rulesAP: WMM	<ul style="list-style-type: none">Service flow based QoS with 32 queues and layer 2, 3 and 4 packet identification rules	<ul style="list-style-type: none">Service flow based QoS with 32 queues and layer 2, 3 and 4 packet identification rules	
Mobility		<ul style="list-style-type: none">High speed roaming up to 185 mph	<ul style="list-style-type: none">High speed roaming up to 185 mph	<ul style="list-style-type: none">High speed roaming up to 185 mph (296 km/h)	<ul style="list-style-type: none">High speed roaming up to 185 mph (296 km/h)	<ul style="list-style-type: none">High speed roaming up to 185 mph	<ul style="list-style-type: none">High speed roaming up to 185 mph	<ul style="list-style-type: none">High speed roaming up to 185 mph	
GPS Localization	<ul style="list-style-type: none">Requires optional GPS module				<ul style="list-style-type: none">Requires optional GPS module			<ul style="list-style-type: none">1025: Included (Requires optional GPS antenna)	
Humidity - IP Rating	<ul style="list-style-type: none">100% relative humidity - IP67	<ul style="list-style-type: none">100% relative humidity - IP67	<ul style="list-style-type: none">100% relative humidity - IP67	<ul style="list-style-type: none">100% relative humidity - IP67	<ul style="list-style-type: none">100% relative humidity - IP67	<ul style="list-style-type: none">100% relative humidity - IP67	<ul style="list-style-type: none">100% relative humidity - IP67	<ul style="list-style-type: none">100% relative humidity - IP67	
Operating Temperature	<ul style="list-style-type: none">-40° to 60° C	<ul style="list-style-type: none">-40° to 140° Fahrenheit	<ul style="list-style-type: none">-40° to 60° C	<ul style="list-style-type: none">-40° to 60° C	<ul style="list-style-type: none">-40° to 60° C	<ul style="list-style-type: none">-40° to 60° C	<ul style="list-style-type: none">-40° to 55° C	<ul style="list-style-type: none">-30° to 55° C	
Certifications	<ul style="list-style-type: none">USA: FCC 90Y + 15E (UNII 15.247)Canada: IC RSS 102 + RSS 111 + RSS 247Europe: RED EN 301 489-1 + EN 301-489-17 + EN 301 893 + EN 302 502	<ul style="list-style-type: none">USA: FCC 90Y + 15E (UNII 15.247),Canada: IC RSS 102 + RSS 111 + RSS 247,Europe: RED EN 301 489-1 + EN 301-489-17 + EN 301 893 + EN 302 502,Railway: EN 50155 + EN 50121 + EN 61373	<ul style="list-style-type: none">USA: FCC 90Y + 15E (UNII 15.247)Canada: IC RSS 102 + RSS 111 + RSS 247Europe: RED EN 301 489-1 + EN 301-489-17 + EN 301 893 + EN 302 502Railway: EN 50155 + EN 50121 + EN 61373	<ul style="list-style-type: none">USA: FCC 90Y + 15E (UNII 15.247)Canada: IC RSS 102 + RSS 111 + RSS 247Europe: RED EN 301 489-1 + EN 301-489-17 + EN 301 893 + EN 302 502Railway: EN 50155 + EN 50121 + EN 61373	<ul style="list-style-type: none">USA: FCC 90Y + 15E (UNII 15.247)Canada: IC RSS 102 + RSS 111 + RSS 247Europe: RED EN 301 489-1 + EN 301-489-17 + EN 301 893 + EN 302 502Railway: EN 50155 + EN 50121 + EN 61373	<ul style="list-style-type: none">USA: FCC 90Y + 15C + 15E (UNII 15.247)Canada: IC RSS 102 + RSS 111 + RSS 247Europe: RED EN 301 489-1 + EN 301-489-17 + EN 300 328 + EN 301 893 + EN 302 502Railway: EN 50155 + EN 50121 + EN 61373		<ul style="list-style-type: none">Canada: RSS-247 issue 2, RSS-102 issue 5, ICES-003 issue 7Europe: RED EN 301 489-1 + EN 301 489-17 + EN 300 328 + EN 301 893 + EN 302 502 (EN 301 489-19 + EN 303 413 - 1025)	
Product Models	<ul style="list-style-type: none">MP-10250-BSX-WDMP-10250-SRX-WD	<ul style="list-style-type: none">MP-10100S-BSU-WDMP-10100S-SUA-WDMP-10150S-BS9-WDMP-10150S-SUR-WD	<ul style="list-style-type: none">MP-10100L-BSU-WDMP-10100L-SUA-WDMP-10150L-BS9-WDMP-10150L-SUR-WDMP-10150L-BS1-WDMP-10150-SUL-WD	<ul style="list-style-type: none">MP-10150-CPE-WDMP-10100-CPA-WD	<ul style="list-style-type: none">MP-10250-CPE-WDMP-10200-CPA-WD	<ul style="list-style-type: none">XP-10150-BS1-WDXP-10100-SUA-WDXP-10150-SUR-WD	<ul style="list-style-type: none">MP-820-BSU-100-WDMP-825-BS3-100-WDMP-825-SUR-50+-WDMP-820-SUA-100-WDMP-825-SUR-100-WD	<ul style="list-style-type: none">MP-1025-BS3-WDMP-1025-CPE-WDMP-1035-CPE-WD	

Products At-a-Glance: 6+ GHz Range & 24 GHz Range

	6+ GHz Range Series			24 GHz Range
	Point-to-Multipoint		Point-to-Point	
	Multipoint 8260 Series	Edge Multipoint 1066 CPE	Quickbridge® 826	Tsunami® GX-824
				
Frequency Band (Subject to country regulations)	<ul style="list-style-type: none">5.900 – 6.425 GHz	<ul style="list-style-type: none">5.900 – 6.425 GHz	<ul style="list-style-type: none">5.900 - 6.425 GHz	<ul style="list-style-type: none">24.000 to 24.250 GHz (FDD)
MIMO	<ul style="list-style-type: none">2x2:2	<ul style="list-style-type: none">2x2:2	<ul style="list-style-type: none">2x2:2	<ul style="list-style-type: none">Dual Polarity (one per direction)
Channel Size	<ul style="list-style-type: none">40 MHz, 20 MHz, 10 MHz, 5 MHz channel bandwidth with 1 MHz channel spacing	<ul style="list-style-type: none">40 MHz, 20 MHz, 10 MHz, 5 MHz channel bandwidth with 1 MHz channel spacing	<ul style="list-style-type: none">40 MHz, 20 MHz, 10 MHz, 5 MHz channel bandwidth with 1 MHz channel spacing	<ul style="list-style-type: none">3.5 to 112 MHz
Throughput	<ul style="list-style-type: none">Up to 222 Mbps @ 40 MHzUp to 121 Mbps @ 20 MHzUp to 50 Mbps @ 10 MHzUp to 22 Mbps @ 5 MHz	<ul style="list-style-type: none">Up to 222 Mbps @ 40 MHzUp to 121 Mbps @ 20 MHzUp to 50 Mbps @ 10 MHzUp to 22 Mbps @ 5 MHz	<ul style="list-style-type: none">Upto 100 Mbps	<ul style="list-style-type: none">900 Mbps full duplex (1800 Mbps true aggregate)
TX Power	<ul style="list-style-type: none">Up to 25 dBm (Dual chain)	<ul style="list-style-type: none">Up to 25 dBm (Dual chain)	<ul style="list-style-type: none">Upto 25 dBm (Dual chain)	<ul style="list-style-type: none">From -27 to +5 dBm
Antenna	<ul style="list-style-type: none">MP-8260-BSU or MP-8260-SUA: Two N-type connectorsMP-8260-BS9: Integrated 2x2 MIMO 16dBi, 90°, dual polarized sector antenna	<ul style="list-style-type: none">Integrated 2x2 MIMO 15 dBi Dual Polarized 33 degree Panel Antenna	<ul style="list-style-type: none">Integrated 15 dBi dual polarized (H+V) panel antenna	<ul style="list-style-type: none">Integrated with the ODU (1, 2, 3 or 4 foot options)
Management	<ul style="list-style-type: none">Web GUI (admin, advanced, monitor), CLI, ProximVision Advanced	<ul style="list-style-type: none">Web GUI (admin, advanced, monitor), CLI, ProximVision Advanced	<ul style="list-style-type: none">Web GUI (admin, advanced, monitor), CLI, ProximVision Advanced	<ul style="list-style-type: none">Web GUI (basic IP/SNMP configuration), GX-824 Manager Program, ProximVision Advanced
Security	<ul style="list-style-type: none">AES - 128 bitsSecure management (SSL/TLS, SSH, SNMPv3)Proprietary nature of RF protocol	<ul style="list-style-type: none">AES - 128 bitsSecure management (SSL/TLS, SSH, SNMPv3)Proprietary nature of RF protocol	<ul style="list-style-type: none">AES -128 bitsSecure management (SSL/TLS, SSH, SNMPv3)Proprietary nature of RF protocol	<ul style="list-style-type: none">AES - 256 bits
Ethernet Ports	<ul style="list-style-type: none">Two auto MDI-X RJ45 10/100/1000Mbps Ethernet (Port #1 with PoE in & Data, Port #2 with PoE out & Data)	<ul style="list-style-type: none">One auto MDI-X RJ45 10/100 Mbps Ethernet with PoE in	<ul style="list-style-type: none">One auto MDI-X RJ45 10/100Mbps Ethernet with PoE in	<ul style="list-style-type: none">Two Gigabit Ethernet 1000Base-T (RJ45) Auto MDIX ports with 10k jumbo frame supportOne Optic Fiber 1000Base-SX / 1000Base-LX / 1000Base-BX port
QoS	<ul style="list-style-type: none">Service flow based QoS with 32 queues and layer 2, 3 and 4 packet identification rules	<ul style="list-style-type: none">Service flow based QoS with 32 queues and layer 2, 3 and 4 packet identification rules	<ul style="list-style-type: none">Service flow based QoS with 32 queues and layer 2, 3 and 4 packet identification rules	<ul style="list-style-type: none">4 queues based on physical port, 802.1p tag or IP DiffServ
Mobility	<ul style="list-style-type: none">High speed roaming up to 185 mph	<ul style="list-style-type: none">High speed roaming up to 185 mph		
Humidity - IP Rating	<ul style="list-style-type: none">100% relative humidity - IP67	<ul style="list-style-type: none">100% relative humidity - IP67	<ul style="list-style-type: none">100% relative humidity - IP67	<ul style="list-style-type: none">100% relative humidity - IP65
Operating Temperature	<ul style="list-style-type: none">-40° to 60° C	<ul style="list-style-type: none">-30° to 55° C	<ul style="list-style-type: none">-40° to 55°C	<ul style="list-style-type: none">-35 to +55 °C
Certifications				<ul style="list-style-type: none">USA: FCC 15CCanada: RSS 210
Product Models	<ul style="list-style-type: none">MP-8260-BSU-WDMP-8260-BS9-WDMP-8260-SUA-WD	<ul style="list-style-type: none">MP-1060-CPE-WD	<ul style="list-style-type: none">QB-826-LNK-100-WD	<ul style="list-style-type: none">GX-824

INDEX

5 GHz Range Point to Point Series

Quickbridge®
825 Series

- QB-825-LNK-50+ / QB-825-LNK-100-WD

Edge Quickbridge®
Series

- QB-1025-LNK-WD
- QB-1035-LNK-WD

Quickbridge®
10100L (Lite) Series

- QB-10100-LNK-50 / 100-WD
- QB-10100L-LNK / 10150L-LNK-WD
- QB-10150-LKL-WD

Quickbridge®
10200 Series

- QB-10250-LKX-WD

Quickbridge®
10100S

- QB-10100S /10150S-WD

6+ GHz Range Series

Multipoint
8260 Series

- MP-8260-BSU-WD
- MP-8260-BS9-WD
- MP-8260-SUA

Edge Multipoint
1066 CPE

- MP-1066-CPE-WD

Quickbridge®
826 Series

- QB-826-LNK-100-WD

24 GHz Range

Tsunami®
GX-824

- Tsunami®GX-824

5 GHz Range Point to Multipoint Series

Multipoint
820 Series

- MP-820-BSU-100-WD
- MP-825-BS3-100-WD
- MP-825-SUR-50+/100-WD
- MP-820-SUA-50+/100-WD

Edge Multipoint
Series

- MP-1025-BS3-WD
- MP-1025-CPE-WD
- MP-1035-CPE-WD

Multipoint
10100L (Lite) Series

- MP-10100L-BSU-WD
- MP-10150L-BS9-WD
- MP-10150L-BS1-WD
- MP-10100L-SUA-WD
- MP-10150L-SUR-WD
- MP-10150-SUL-WD
- MP-10150-CPE-WD
- MP-10100-CPA-WD

Multipoint
10200 Series

- MP-10250-BSX-WD
- MP-10250-SRX-WD
- MP-10250-CPE-WD
- MP-10200-CPA-WD

Multipoint
10100S Series

- MP-10100S-BSU-WD
- MP-10150S-BS9-WD
- MP-10100S-SUA-WD
- MP-10150S-SUR-WD

Cross Point
XP-10100 Series

- XP-10150-BS1-WD
- XP-10150-SUR-WD
- XP-10100-SUA-WD

Wi-Fi Series

Wireless LAN with
ORiNOCO® Access Points

- ORiNOCO® AP-9200R-WD

ProximVision®
Advanced

ServPak

- License Upgrade Procedure
- Calculator and Quoting Tools
- Common Applications
- Key Technologies

QB-825-LNK-50+ / QB-825-LNK-100-WD

High quality low cost- Point to Point



DataSheet +

Highlights

- ◆ Protocol WORP® / ClearConnect™
- ◆ Compact Outdoor IP 67 (Telco class)
- ◆ MiMO 2x2 technology / 300Mbps data rate
 - Max net throughput 50 Mbps or 100 Mbps
 - 50 Mbps version upgradeable to 100 Mbps
- ◆ Radio 26 dBm (dual Tx) / Antenna 15 dBi
- ◆ Frequency range 4.9-5.925GHz
- ◆ Gigabit Ethernet port with PoE in
- ◆ 5 LED receive signal indicator
- ◆ Operating temperature -40° to 55°C
- ◆ 2 years warranty MTBF 350 000 hours

Included in the Kit

- ◆ 2 End-Point (A & B) with integrated antennas (15 dBi)
- ◆ 2 PoE injector with power cord (32 W)
- ◆ 2 Grounding cable
- ◆ 2 Connector weatherproofing kit
- ◆ 2 Full axis mounting kit
- ◆ Quick Install Guide

Recommended Accessories

- ◆ Surge arrestor PoE (ETH-SURGE-1G) : Additional surge arrestors (2 to 4) are recommended to protect the radio and network.
- ◆ Ethernet cables Cat5-e STP 25, 50 or 75 m (ETH-STP-25-CAP, ETH-STP-50-CAP, ETH-STP-75-CAP).

ServPak

Extended Service, Support & Warranties for
Enhanced Investment Protection

- ◆ Level 2 (Plus or Prime)

[Learn More +](#)

ProximVision® Advanced

Fully integrates within ProximVision® Advanced, Proxim's
Cloud Based Carrier Management System and Controller

[Learn More +](#)

<< Return to Index

QB-1025-LNK-WD

High quality/performance low cost PTP Link



DataSheet +

Highlights

- ◆ Antenna flexibility
 - Integrated 15 dBi 35°
 - RP-SMA connectors for external antennas
- ◆ WORP® protocol / ClearConnect™
- ◆ Compact size IP 67 Outdoor (Telco class)
- ◆ High power radio 24dBm-27dBm TX power
- ◆ 400Mbps throughput
 - MIMO 4x4 for higher throughput with narrow channel or for improved robustness
 - License upgrade to 80 MHz channels
- ◆ Gigabit Ethernet port, 802.3af/at PoE
- ◆ Frequencies: 5.150-5.925GHz
- ◆ Bluetooth low energy radio for configuration (IOS/Android)
- ◆ GPS module for device localization
- ◆ Jumbo Frame support (9k Bytes)
- ◆ Ethernet sync pass-through (IEEE 1588v2 & SyncE)
- ◆ 2 years warranty MTBF 250 000 hours
- ◆ Operating temperature -30° to 55°C

Included in the Kit

- ◆ 2 units (Point A & B) with integrated antennas (15 dBi)
- ◆ 2 M25 weather proofing cable glands
- ◆ 2 Power injectors and country specific power cords
- ◆ 2 Full axis mounting kits
- ◆ 2 Grounding kits
- ◆ 2 5xSMA weather proofing caps
- ◆ 2 Quick Installation Guide

Recommended Accessories

- ◆ If external antennas required
- ◆ 4.9 - 5.875 GHz, Dual Polarity, Slanted (±45°) or V/H, 23 dBi Panel Antenna. (PA5-0823-DP)
 - Each Antenna requires 4 Cables (CBL-240-6-RA)
- ◆ 4.9 - 6.1 GHz, Dual Polarity, Vertical and Horizontal, 30 dBi Panel Antenna. (PA5-0530-DP)
 - Each Antenna requires 4 Cables (CBL-240-6-RA)
- ◆ 4.9-6.4GHz, Quad Polarity, Vertical /Horizontal/Dual Slant, 19 dBi Panel Antenna - 19 degrees. Mounting kit Incl. (PA5-1919-QP)
 - Each Antenna requires 8 Cables (CBL-240-6-RA)
- ◆ 4x Surge arrestor POE (ETH-SURGE-1G)
- ◆ Ethernet cables Cat5-e STP 25, 50 or 75m (ETH-STP-25-CAP, ETH-STP-50-CAP, ETH-STP-75-CAP).
- ◆ Passive GPS Antenna (GPS-Antenna-10)

ServPak

Extended Service, Support & Warranties for
Enhanced Investment Protection

- ◆ Level 1 (Plus or Prime)

[Learn More +](#)

ProximVision® Advanced

Fully integrates within ProximVision® Advanced, Proxim's
Cloud Based Carrier Management System and Controller

[Learn More +](#)

<< Return to Index

QB-1035-LNK-WD

High quality low cost PTP Link



DataSheet +

Highlights

- ◆ Antenna flexibility
 - Integrated 15 dBi 35°
 - RP-SMA connectors for external antennas
- ◆ WORP® protocol / ClearConnect™
- ◆ Compact size IP 67 Outdoor (Telco class)
- ◆ High power radio 24dBm TX power
- ◆ 300 Mbps throughput
 - License upgrade to 80 MHz channels
- ◆ Gigabit Ethernet port, 802.3af/at PoE
- ◆ Frequencies: 5.150-5.925GHz
- ◆ Bluetooth low energy radio for configuration (IOS/Android)
- ◆ 2 years warranty MTBF 250 000 hours
- ◆ Operating temperature -30° to 55°C

Included in the Kit

- ◆ 2 End-Point (A & B) with integrated antennas (15 dBi)
- ◆ 2 M25 weather proofing cable glands
- ◆ 2 wall mounted power injector with US to EU plug adapter
- ◆ Basic Mounting Kit (2 Pair of Hose Clamps)
- ◆ 2 Grounding kits
- ◆ 2 2xSMA weather proofing caps
- ◆ 2 Quick Installation Guide

Recommended Accessories

- ◆ If external antennas required
- ◆ 4.9 - 5.875 GHz, Dual Polarity, Slanted (±45°) or V/H, 23 dBi Panel Antenna. (PA5-0823-DP)
 - Each Antenna requires 4 Cables (CBL-240-6-RA)
- ◆ 4.9 - 6.1 GHz, Dual Polarity, Vertical and Horizontal, 30 dBi Panel Antenna. (PA5-0530-DP)
 - Each Antenna requires 4 Cables (CBL-240-6-RA)
- ◆ 4x Surge arrestor POE (ETH-SURGE-1G)
- ◆ Ethernet cables Cat5-e STP 25, 50 or 75m (ETH-STP-25-CAP, ETH-STP-50-CAP, ETH-STP-75-CAP).
- ◆ Option : 1000-UMK : Full axis mounting kit for Edge series

ServPak

Extended Service, Support & Warranties for
Enhanced Investment Protection

- ◆ Level 1 (Plus or Prime)

[Learn More +](#)

ProximVision® Advanced

Fully integrates within ProximVision® Advanced, Proxim's
Cloud Based Carrier Management System and Controller

[Learn More +](#)

<< Return to Index

QB-10100-LNK-50 / 100-WD

Compact / Very high capacity /
connectorized Point to Point Backhaul



DataSheet +

Highlights

- ◆ Protocol WORP® / ClearConnect™
- ◆ Backhaul Data rate 867 Mbps
 - Max net throughput 50 Mbps or 100 Mbps
 - Upgrade available to 200 Mbps
- ◆ Frequency range 4.9-5.925GHz
- ◆ IP67 weather proofed enclosure
- ◆ One Access port with 12 VDC power
- ◆ 2 year warranty MTBF 250 000 hours
- ◆ Operating temperature -40° to 60°C
- ◆ Jumbo Frame support (9k Bytes)
- ◆ Ethernet sync pass-through (IEEE 1588v2 & SyncE)

Included in the Kit

- ◆ 2 units QB-10100-EPA-xxx-WD link with two N-type connectors
- ◆ 2 power injector and country specific power cord
- ◆ 2 connector weatherproofing kits
- ◆ 2 pole mounting kits
- ◆ 2 grounding kits
- ◆ Quick Install Guide

Recommended Accessories

- ◆ 4.9 - 5.875 GHz, Dual Polarity, Slanted ($\pm 45^\circ$) or V/H, 23 dBi Panel Antenna. (PA5-0823-DP)
 - Each Antenna requires 2 Cables (CBL-600-6-RA)
- ◆ 4.9 - 6.1 GHz, Dual Polarity, Vertical and Horizontal, 30 dBi Panel Antenna. (PA5-0530-DP)
 - Each Antenna requires 2 Cables (CBL-600-6-RA)
- ◆ 2x Surge arrestor POE (ETH-SURGE-1G)
- ◆ Ethernet cables Cat5-e STP 25, 50 or 75 m (ETH-STP-25-CAP, ETH-STP-50-CAP, ETH-STP-75-CAP).

ServPak

Extended Service, Support & Warranties for
Enhanced Investment Protection

- ◆ Level 2 (Plus or Prime)

[Learn More +](#)

ProximVision® Advanced

Fully integrates within ProximVision® Advanced, Proxim's
Cloud Based Carrier Management System and Controller

[Learn More +](#)

<< Return to Index

QB-10100L-LNK / 10150L-LNK-WD

Very high capacity / Point to Point Backhaul

[DataSheet +](#)

Highlights

- ◆ Protocol WORP® / ClearConnect™
- ◆ Backhaul Data rate 400 Mbps
 - License upgradeable to 867 Mbps
 - Max net UDP throughput 672Mbps @ 80 MHz
 - Max net UDP throughput 324 Mbps @ 40 MHz
 - Max net UDP throughput 137 Mbps @ 20 MHz
- ◆ Frequency range 4.9-5.925GHz
- ◆ IP67 weather proofed enclosure
- ◆ Dual Gigabit Ethernet port with PoE in and out (SW controlled)
- ◆ One Access port with 12 VDC power
- ◆ Jumbo Frame support (9k Bytes)
- ◆ Ethernet sync pass-through (IEEE 1588v2 & SyncE)
- ◆ MTBF 250000 hours, 2 years warranty
- ◆ Operating temperature -40° to 60°C

Included in the Kit

- ◆ 2 units QB-10100L-EPA-WD with two N-type connectors or 2 QB-10150L-EPR-WD with integrated 22 dBi dual polarized antenna
- ◆ 2 Grounding kit
- ◆ 2 Antenna alignment (RJ11) dongle
- ◆ 2 Power injector and country specific power cord
- ◆ Quick Install Guide
- ◆ 2 Connector weatherproofing kits
- ◆ 2 Full axis Wall / Pole mounting kits

Recommended Accessories

- ◆ 4xSurge arrestor PoE (ETH-SURGE-1G)
- ◆ Ethernet cables Cat5-e STP 25, 50 or 75 m (ETH-STP-25-CAP, ETH-STP-50-CAP, ETH-STP-75-CAP).
- ◆ For QB 10100L-LNK:
 - ◆ 4.9 - 5.875 GHz, Dual Polarity, Slanted ($\pm 45^\circ$) or V/H, 23 dBi Panel Antenna (PA5-0823-DP)
 - Each Antenna requires 2 Cables (CBL-600-6-RA)
 - ◆ 4.9 - 6.1 GHz, Dual Polarity, Vertical and Horizontal, 30 dBi Panel Antenna (PA5-0530-DP)
 - Each Antenna requires 2 Cables (CBL-600-6-RA)

ServPak

Extended Service, Support & Warranties for
Enhanced Investment Protection

- ◆ Level 2 (Plus or Prime)

[Learn More +](#)

ProximVision® Advanced

Fully integrates within ProximVision® Advanced, Proxim's
Cloud Based Carrier Management System and Controller

[Learn More +](#)

[<< Return to Index](#)

QB-10150-LKL-WD

Very high capacity / long distance
Point to Point Backhaul

[DataSheet +](#)

Highlights

- ◆ Protocol WORP® / ClearConnect™
- ◆ Backhaul Data rate 867 Mbps
 - Max net UDP throughput 672 Mbps @ 80 MHz
 - Max net UDP throughput 324 Mbps @ 40 MHz
 - Max net UDP throughput 137 Mbps @ 20 MHz
- ◆ IP67 weather proofed enclosure
- ◆ Dual Gigabit Ethernet port with PoE in and out (SW controlled)
- ◆ One Access port with 12 VDC power
- ◆ Frequency range 4.9-5.925GHz
- ◆ Jumbo Frame support (9k Bytes)
- ◆ Ethernet sync pass-through (IEEE 1588v2 & SyncE)
- ◆ MTBF 250000 hours, 2 years warranty
- ◆ Operating temperature -40° to 60°C

Included in the Kit

- ◆ 2 QB-10150-EPL-WD with integrated 28 dBi antenna
- ◆ 2 Grounding kit
- ◆ 2 Antenna alignment (RJ11) dongle
- ◆ 2 Power injector and country specific power cord
- ◆ Quick Install Guide
- ◆ 2 Connector weatherproofing kits
- ◆ 2 Full axis Wall / Pole mounting kits

Recommended Accessories

- ◆ 4xSurge arrestor PoE (ETH-SURGE-1G)
- ◆ Ethernet cables Cat5-e STP 25, 50 or 75 m (ETH-STP-25-CAP, ETH-STP-50-CAP, ETH-STP-75-CAP).

ServPak

Extended Service, Support & Warranties for
Enhanced Investment Protection

- ◆ Level 2 (Plus or Prime)

[Learn More +](#)

ProximVision® Advanced

Fully integrates within ProximVision® Advanced, Proxim's
Cloud Based Carrier Management System and Controller

[Learn More +](#)[<< Return to Index](#)

QB-10250-LKX-WD

Very high capacity easy to install
Point to Point Backhaul

[DataSheet +](#)

Highlights

- ◆ WORP® protocol / ClearConnect™ / SmartConnect™
- ◆ 20 dBi Tx / 16 dBi Rx BeamX antenna
- ◆ IP67 weather proofed enclosure
- ◆ Backhaul Data rate 867 Mbps
 - Max net UDP throughput 672 Mbps @ 80 MHz
 - Max net UDP throughput 324 Mbps @ 40 MHz
 - Max net UDP throughput 137 Mbps @ 20 MHz
- ◆ AES 128 (license upgradeable to AES 256)
- ◆ Dual Gigabit Ethernet port with PoE in and out (SW controlled)
- ◆ One Access port with 12 VDC power
- ◆ Frequency range 4.9-5.925GHz
- ◆ Jumbo Frame support (9k Bytes)
- ◆ Ethernet sync pass-through (IEEE 1588v2 & SyncE)
- ◆ MTBF 250000 hours, 2 years warranty
- ◆ Operating temperature -40° to 60°C

Included in the Kit

- ◆ 2 QB-10250-EPX-US with integrated BeamX antenna
- ◆ 2 Grounding kit
- ◆ 2 Power injector and country specific power cord
- ◆ Quick Install Guide
- ◆ 2 Connector weatherproofing kits
- ◆ 2 Full axis Wall / Pole mounting kits

Recommended Accessories

- ◆ 4xSurge arrestor PoE (ETH-SURGE-1G)
- ◆ Ethernet cables Cat5-e STP 25, 50 or 75 m (ETH-STP-25-CAP, ETH-STP-50-CAP, ETH-STP-75-CAP).

ServPak

Extended Service, Support & Warranties for
Enhanced Investment Protection

- ◆ Level 2 (Plus or Prime)

[Learn More +](#)

ProximVision® Advanced

Fully integrates within ProximVision® Advanced, Proxim's
Cloud Based Carrier Management System and Controller

[Learn More +](#)[<< Return to Index](#)

QB-10100S / 10150S Series

Extremely Secure
Point-to-Point Wireless Bridge Bundle

[DataSheet +](#)

Highlights

- ◆ Protocol WORP® / ClearConnect™
- ◆ Backhaul Data rate 867 Mbps
 - Max net UDP throughput 672 Mbps @ 80 MHz
 - Max net UDP throughput 324 Mbps @ 40 MHz
 - Max net UDP throughput 137 Mbps @ 20 MHz
- ◆ AES 256 Encryption
- ◆ IP67 weather proofed enclosure
- ◆ Dual Gigabit Ethernet port with PoE in and out (SW controlled)
- ◆ One Access port with 12 VDC power
- ◆ Jumbo Frame support (9k Bytes)
- ◆ Ethernet sync pass-through (IEEE 1588v2 & SyncE)
- ◆ Frequency range: 4.9-5.925GHz
- ◆ 2 year warranty MTBF 250 000 hours
- ◆ Operating temperature -40° to 60°C

Included in the Kit

- ◆ One QB-10100S-LNK with two N-type connectors (Two QB-10100S-EPA) Or One QB-10150S-LNK with integrated 22 dBi dual polarized antenna (Two QB-10150S-EPR)
- ◆ Two power injector and country specific power cord
- ◆ Two Connector weatherproofing kit (Includes all recommended weatherproofing material)
- ◆ Two Wall / Pole mounting kit
- ◆ Two Antenna alignment (RJ11) dongle
- ◆ Two Grounding kit
- ◆ Two Quick Installation Guide

Recommended Accessories

- ◆ 4xSurge arrestor PoE (ETH-SURGE-1G)
- ◆ Ethernet cables Cat5-e STP 25, 50 or 75 m (ETH-STP-25-CAP, ETH-STP-50-CAP, ETH-STP-75-CAP).
- ◆ For QB 10100S:
 - 4.9 - 5.875 GHz, Dual Polarity, Slanted ($\pm 45^\circ$) or V/H, 23 dBi Panel Antenna. (PA5-0823-DP)
 - Each Antenna requires 2 Cables (CBL-600-6-RA)
- ◆ 4.9 - 6.1 GHz, Dual Polarity, Vertical and Horizontal, 30 dBi Panel Antenna. (PA5-0530-DP)
 - Each Antenna requires 2 Cables (CBL-600-6-RA)

ServPak

Extended Service, Support & Warranties for
Enhanced Investment Protection

- ◆ Level 2 (Plus or Prime)

[Learn More +](#)

ProximVision® Advanced

Fully integrates within ProximVision® Advanced, Proxim's
Cloud Based Carrier Management System and Controller

[Learn More +](#)

[<< Return to Index](#)

MP-8260-BSU-WD

Base Station Unit with Type-N connectors

[DataSheet +](#)

Highlights

- ◆ Protocol WORP® / FastConnect™ / ClearConnect™
- ◆ Radio 25dBm Tx power
- ◆ IP 67 Outdoor (Telco class)
- ◆ 300 Mbps data rate (Max net throughput 240Mbps)
- ◆ Frequency range: 5.9 – 6.425 GHz
- ◆ Base station supports up to 250 subscribers /CPE
- ◆ 2 year warranty MTBF 250 000 hours
- ◆ Operating temperature -40° to 60°C
- ◆ Jumbo Frame support (9k Bytes)
- ◆ Ethernet sync pass-through (IEEE 1588v2 & SyncE)

Included in the Kit

- ◆ One MP-8260 BSU with two N-type connectors
- ◆ One power injector
- ◆ One connector weatherproofing kit
- ◆ One wall / pole mounting kit
- ◆ One antenna alignment (RJ11) dongle
- ◆ One grounding kit
- ◆ One quick installation guide

Recommended Accessories

- ◆ 5.9-6.425 GHz Dual Polarized Base Station Antenna 90 degrees. (SA6-9016-DP)
 - Each Antenna requires 2 Cables (CBL-600-6-RA)
- ◆ 5.9-6.425 GHz Dual Polarized Base Station Antenna 60 degrees. (SA6-6017-DP)
 - Each Antenna requires 2 Cables (CBL-600-6-RA)
- ◆ 2x Surge arrestor POE (ETH-SURGE-1G)
- ◆ Ethernet cables Cat5-e STP 25, 50 or 75 m (ETH-STP-25-CAP, ETH-STP-50-CAP, ETH-STP-75-CAP).

ServPak

Extended Service, Support & Warranties for Enhanced Investment Protection

- ◆ Level 2 (Plus or Prime)

[Learn More +](#)

ProximVision® Advanced

Fully integrates within ProximVision® Advanced, Proxim's Cloud Based Carrier Management System and Controller

[Learn More +](#)[<< Return to Index](#)

MP-8260-BS9-WD

Base Station Unit with Integrated
90 Degree Antenna



DataSheet +

Highlights

- ◆ Protocol WORP® / FastConnect™ / ClearConnect™
- ◆ Radio 25dBm with 90° sector antenna
- ◆ IP 67 Outdoor (Telco class)
- ◆ 300 Mbps data rate (Max net throughput 240Mbps)
- ◆ Frequency range: 5.9 – 6.425 GHz
- ◆ Base station supports up to 250 subscribers /CPE
- ◆ 2 year warranty MTBF 250 000 hours
- ◆ Operating temperature -40° to 60°C
- ◆ Jumbo Frame support (9k Bytes)
- ◆ Ethernet sync pass-through (IEEE 1588v2 & SyncE)

Included in the Kit

- ◆ One MP-8260 BSU with 90° antenna
- ◆ One power injector
- ◆ One connector weatherproofing kit
- ◆ One wall / pole mounting kit
- ◆ One antenna alignment (RJ11) dongle
- ◆ One grounding kit
- ◆ One quick installation guide

Recommended Accessories

- ◆ 2x Surge arrestor POE (ETH-SURGE-1G)
- ◆ Ethernet cables Cat5-e STP 25, 50 or 75 m (ETH-STP-25-CAP, ETH-STP-50-CAP, ETH-STP-75-CAP).

ServPak

Extended Service, Support & Warranties for
Enhanced Investment Protection

- ◆ Level 2 (Plus or Prime)

[Learn More +](#)

ProximVision® Advanced

Fully integrates within ProximVision® Advanced, Proxim's
Cloud Based Carrier Management System and Controller

[Learn More +](#)

<< Return to Index

MP-8260-SUA

Subscriber Unit with Type-N connectors



DataSheet +

Highlights

- ◆ Protocol WORP® / FastConnect™ / ClearConnect™
- ◆ Radio 25dBm Tx power
- ◆ IP 67 Outdoor (Telco class)
- ◆ 300 Mbps data rate (Max net throughput 240Mbps)
- ◆ Frequency range: 5.9 – 6.425 GHz
- ◆ 2 year warranty MTBF 250 000 hours
- ◆ Operating temperature -40° to 60°C
- ◆ Jumbo Frame support (9k Bytes)
- ◆ Ethernet sync pass-through (IEEE 1588v2 & SyncE)

Included in the Kit

- ◆ One 8260 SUA with two N-type connectors
- ◆ One power injector
- ◆ One connector weatherproofing kit
- ◆ One wall / pole mounting kit
- ◆ One antenna alignment (RJ11) dongle
- ◆ One grounding kit
- ◆ One quick installation guide

Recommended Accessories

- ◆ 5.9-6.425 GHz, Dual Polarity, Vertical & Horizontal, 24 dBi Panel Antenna. (PA6-0824-DP)
 - Each Antenna requires 2 Cables (CBL-600-6-RA)
- ◆ 2x Surge arrestor POE (ETH-SURGE-1G)
- ◆ Ethernet cables Cat5-e STP 25, 50 or 75 m (ETH-STP-25-CAP, ETH-STP-50-CAP, ETH-STP-75-CAP).

ServPak

Extended Service, Support & Warranties for Enhanced Investment Protection

- ◆ Level 1 (Plus or Prime)

[Learn More +](#)

ProximVision® Advanced

Fully integrates within ProximVision® Advanced, Proxim's Cloud Based Carrier Management System and Controller

[Learn More +](#)

<< Return to Index

MP-1066-CPE-WD

Cutting Edge Point to Multipoint solution for WISP



DataSheet +

Highlights

- ◆ Protocol WORP® / FastConnect™ / ClearConnect™
- ◆ Compact and robust : IP 67 Outdoor (Telco class)
- ◆ 300 Mbps data rate (Max net throughput 240Mbps)
- ◆ Radio 25 dBm (dual Tx) / Antenna 15 dBi
- ◆ Frequencies 5.9 – 6.425 GHz
- ◆ Gigabit Ethernet port, 802.3af/at PoE
- ◆ 5 LED receive signal indicator
- ◆ Operating temperature -30° to 55°C
- ◆ 2 years warranty MTBF 200 000 hours

Included in the Kit

- ◆ 1 Edge MP-1066-CPE with integrated antenna (15 dBi)
- ◆ 1 wall mounted power injector with US to EU plug adapter
- ◆ 1 Grounding kit
- ◆ 1 M25 weather proofing cable gland
- ◆ 1 Basic Mounting Kit (1 Pair of Hose Clamps)
- ◆ 1 Quick Install Guide

Recommended Accessories

- ◆ Surge arrestor PoE (ETH-SURGE-1G) : Additional surge arrestor is recommended to protect the network
- ◆ Ethernet cables Cat5-e STP 25, 50 or 75 m (ETH-STP-25-CAP, ETH-STP-50-CAP, ETH-STP-75-CAP).
- ◆ Option : 1000-UMK : Full axis mounting kit for Edge series

ServPak

Extended Service, Support & Warranties for
Enhanced Investment Protection

- ◆ Level 1 (Plus or Prime)

[Learn More +](#)

ProximVision® Advanced

Fully integrates within ProximVision® Advanced, Proxim's
Cloud Based Carrier Management System and Controller

[Learn More +](#)

<< Return to Index

QB-826-LNK-100-WD

Compact 100 Mbps Integrated
Antenna Wireless Bridge Bundle



DataSheet +

Highlights

- ◆ Protocol WORP® / ClearConnect™
- ◆ Compact Outdoor IP 67 (Telco class)
- ◆ MiMO 2x2 technology / 300Mbps data rate
- ◆ Max net throughput 100 Mbps
- ◆ Radio 25 dBm (dual Tx) / Antenna 15 dBi
- ◆ Frequency range 5.9 – 6.425 GHz
- ◆ Fast Ethernet port with PoE in
- ◆ 5 LED receive signal indicator
- ◆ Operating temperature -40° to 55°C
- ◆ 2 years warranty MTBF 350 000 hours

Included in the Kit

- ◆ 2 End-Point (A & B) with integrated antennas (15 dBi)
- ◆ 2 PoE injector and power cord
- ◆ 2 Grounding cable
- ◆ 2 Connector weatherproofing kit
- ◆ 2 Basic mounting kits
- ◆ Quick Install Guide

Recommended Accessories

- ◆ Surge arrestor PoE (ETH-SURGE-1G) : Additional surge arrestors (2 to 4) are recommended to protect the radio and network.
- ◆ Ethernet cables Cat5-e STP 25, 50 or 75 m (ETH-STP-25-CAP, ETH-STP-50-CAP, ETH-STP-75-CAP).
- ◆ Option : 10000-UMK : Full axis mounting kit

ServPak

Extended Service, Support & Warranties for
Enhanced Investment Protection

- ◆ Level 2 (Plus or Prime)

[Learn More +](#)

ProximVision® Advanced

Fully integrates within ProximVision® Advanced, Proxim's
Cloud Based Carrier Management System and Controller

[Learn More +](#)

<< Return to Index

Tsunami® GX-824

Carrier Grade 24 GHz Unlicensed
Microwave Backhaul



DataSheet +

Highlights

- ◆ Tsunami® GX-824 is an unlicensed microwave PtP link
- ◆ Operates in the 24.000 – 24.250 GHz band
- ◆ Protocol : Proprietary PtP
- ◆ Direct mount antenna: 30, 60, 90 or 120 cm (1, 2, 3 or 4 foot)
- ◆ Channel Size : 5 to 112 MHz
 - 5 to 80 MHz in the USA and Canada
- ◆ Modulation : QPSK to QAM1024
- ◆ TX power : Up to 5 dBm
- ◆ Throughput: 920Mbps Full duplex
 - 660 Mbps Full duplex in the USA and Canada
- ◆ Latency : < 90 µs
- ◆ standard 1+0, hot standby 1+1 and aggregated 2+0 modes of operation
- ◆ Full outdoor solution
- ◆ 2 gigabit with PoE + 1 x fiber (SM or MM to be selected upon ordering)
- ◆ 1 RSL BNC for alignment purpose
- ◆ AES 256 encryption

Included in the Kit

- ◆ Two Tsunami® GX-824 ODU
- ◆ Two antennas
- ◆ Two Mounting Kits
- ◆ One Quick Installation Guide

Recommended Accessories

- ◆ 2x Power Supply 110/240 VAC to 48 VDC (GX-824-PSU-ACDC)
- ◆ 2x Power over Ethernet (PoE) injector (GX-824-POEINJ)
 - Rack mounting kit for PoE injector (GX-824-RACK)
 - Spare box for rack mounting kit (GX-824-BOX)
- ◆ Ethernet cables Cat7 + Cat5e (6 pairs) STP 25, 50 or 75m (GX-824-ETH-25, GX-824-ETH-50, GX-824-ETH-75)
- ◆ Fiber weatherproofing cap (GX-824-CAP-SM or GX-824-CAP-MM)

ServPak

Extended Service, Support & Warranties for
Enhanced Investment Protection

- ◆ Level 2 (Plus or Prime)

[Learn More +](#)

ProximVision® Advanced

Fully integrates within ProximVision® Advanced, Proxim's
Cloud Based Carrier Management System and Controller

[Learn More +](#)

<< Return to Index

MP-820-BSU-100-WD

High quality low cost - Base Station
Unit with N Type Connectors

[DataSheet +](#)

Highlights

- ◆ WORP® protocol / FastConnect™ / ClearConnect™
- ◆ Compact size IP 67 Outdoor (Telco class)
- ◆ Radio 26dBm TX power
- ◆ 300Mbps data rate (Max net throughput 100Mbps)
- ◆ Gigabit Ethernet port , serial and GPS port
- ◆ Frequencies: 4.9-5.925GHz
- ◆ 5 LED receive signal indicator
- ◆ Base station will support up-to 32 subscribers and/or CPE
- ◆ 2 years warranty MTBF 350 000 hours
- ◆ Operating temperature -40° to 55°C

Included in the Kit

- ◆ 1 unit without antenna
- ◆ 1 basic mounting kit
- ◆ 1 PoE 32W gigabit injector with power cords
- ◆ 1 grounding cable
- ◆ Quick install guide
- ◆ 1 weather proofing kit

Recommended Accessories

- ◆ 4.9-6GHz, Dual Polarity,Vertical /Horizontal,16.5 dBi Sector Antenna - 60 degrees. Mounting kit Incl. (SA5-6015-DP)
 - Each Antenna requires 2 Cables (CBL-600-6-RA)
- ◆ 4.9-5.95GHz, Dual Polarity,Vertical and Horizontal, 14dBi Sector Antenna- 90 degrees. Mounting kit Incl. (SA5-9014-DP)
 - Each Antenna requires 2 Cables (CBL-600-6-RA)
- ◆ 2x Surge arrestor POE (ETH-SURGE-1G)
- ◆ Ethernet cables Cat5-e STP 25, 50 or 75 m (ETH-STP-25-CAP, ETH-STP-50-CAP, ETH-STP-75-CAP).

ServPak

Extended Service, Support & Warranties for
Enhanced Investment Protection

- ◆ Level 2 (Plus or Prime)

[Learn More +](#)

ProximVision® Advanced

Fully integrates within ProximVision® Advanced, Proxim's
Cloud Based Carrier Management System and Controller

[Learn More +](#)[<< Return to Index](#)

MP-825-BS3-100-WD

High quality low cost- Base Station
Unit with INTEGRATED antenna

[DataSheet +](#)

Highlights

- ◆ WORP® protocol / FastConnect™ / ClearConnect™
- ◆ Compact size IP 67 Outdoor (Telco class)
- ◆ Integrated 15dBi, 30° antenna/Radio 26dBm TX power
- ◆ 300Mbps data rate (Max net throughput 100Mbps)
- ◆ Gigabit Ethernet port , serial and GPS port
- ◆ Frequencies: 4.9-5.925GHz
- ◆ 5 LED receive signal indicator
- ◆ Base station will support up-to 32 subscribers and/or CPE
- ◆ 2 years warranty MTBF 350 000 hours
- ◆ Operating temperature -40° to 55°C

Included in the Kit

- ◆ 1 unit with antenna
- ◆ 1 full axis mounting kit
- ◆ 1 PoE 32W gigabit injector with power cords
- ◆ 1 grounding cable
- ◆ Quick install guide
- ◆ 1 weather proofing kit

Recommended Accessories

- ◆ 2x Surge arrestor POE (ETH-SURGE-1G)
- ◆ Ethernet cables Cat5-e STP 25, 50 or 75 m (ETH-STP-25-CAP, ETH-STP-50-CAP, ETH-STP-75-CAP).

ServPak

Extended Service, Support & Warranties for
Enhanced Investment Protection

- ◆ Level 2 (Plus or Prime)

[Learn More +](#)

ProximVision® Advanced

Fully integrates within ProximVision® Advanced, Proxim's
Cloud Based Carrier Management System and Controller

[Learn More +](#)[<< Return to Index](#)

MP-825-SUR-50+/100-WD

High quality low cost subscriber units



DataSheet +

Highlights

- ◆ MP-825-SUR-50+/100 Version with 15 dBi antenna
 - Frequencies: 4.9-5.925GHz
- ◆ WORP® protocol / FastConnect™ / ClearConnect™
- ◆ Compact IP 67 Outdoor (Telco class)
- ◆ 300Mbps data rate
 - Max net throughput 50Mbps OR 100Mbps
 - 50 Mbps version upgradeable to 100Mbps
- ◆ Gigabit Ethernet port , serial and GPS port
- ◆ Radio 26dBm TX power / 5 LED receive signal indicator
- ◆ 2 years warranty MTBF 350 000 hours
- ◆ Operating temperature -40° to 55°C

Included in the Kit

- ◆ MP-825-SUR-50+ or MP-825-SUR-100
- ◆ 1 full axis mounting kit
- ◆ 1 PoE 32W gigabit injector with power cords
- ◆ 1 grounding cable
- ◆ Quick install guide
- ◆ 1 weather proofing kit

Recommended Accessories

- ◆ 1x Surge arrestor POE (ETH-SURGE-1G)
- ◆ Ethernet cables Cat5-e STP 25, 50 or 75 m (ETH-STP-25-CAP, ETH-STP-50-CAP, ETH-STP-75-CAP).

ServPak

Extended Service, Support & Warranties for Enhanced Investment Protection

- ◆ Level 1 (Plus or Prime)

[Learn More +](#)

ProximVision® Advanced

Fully integrates within ProximVision® Advanced, Proxim's Cloud Based Carrier Management System and Controller

[Learn More +](#)

<< Return to Index

MP-820-SUA-50+/100-WD

High quality low cost subscriber units



DataSheet +

Highlights

- ◆ MP-820-SUA-50+/100 Version without antenna
 - Frequencies 4.9-5.925 GHz
- ◆ WORP® protocol / FastConnect™ / ClearConnect™
- ◆ Compact IP 67 Outdoor (Telco class)
- ◆ 300Mbps data rate
 - Max net throughput 50Mbps OR 100Mbps
 - 50 Mbps version upgradeable to 100Mbps
- ◆ Gigabit Ethernet port , serial and GPS port
- ◆ Radio 26dBm TX power / 5 LED receive signal indicator
- ◆ 2 years warranty MTBF 350 000 hours
- ◆ Operating temperature -40° to 55°C

Included in the Kit

- ◆ MP-820-SUA-50+ or MP-820-SUA-100
- ◆ 1 basic mounting kit
- ◆ 1 PoE 32W gigabit injector with power cords
- ◆ 1 grounding cable
- ◆ Quick install guide
- ◆ 1 weather proofing kit

Recommended Accessories

- ◆ 1x Surge arrestor POE (ETH-SURGE-1G)
- ◆ Ethernet cables Cat5-e STP 25, 50 or 75 m (ETH-STP-25-CAP, ETH-STP-50-CAP, ETH-STP-75-CAP).
- ◆ 4.9 - 5.875 GHz, Dual Polarity, Slanted (±45°) or V/H, 23 dBi Panel Antenna (PA5-0823-DP)
 - Each Antenna requires 2 Cables (CBL-600-6-RA)
- ◆ 4.9 - 6.1 GHz, Dual Polarity, Vertical and Horizontal, 30 dBi Panel Antenna (PA5-0530-DP)
 - Each Antenna requires 2 Cables (CBL-600-6-RA)

ServPak

Extended Service, Support & Warranties for Enhanced Investment Protection

- ◆ Level 1 (Plus or Prime)

[Learn More +](#)

ProximVision® Advanced

Fully integrates within ProximVision® Advanced, Proxim's Cloud Based Carrier Management System and Controller

[Learn More +](#)

<< Return to Index

MP-1025-BS3-WD

High quality low cost Base Station



DataSheet +

Highlights

- ◆ Antenna flexibility
 - Integrated 15 dBi 35°
 - RP-SMA connectors for external antennas
- ◆ WORP® protocol / FastConnect™ / ClearConnect™
- ◆ Compact size IP 67 Outdoor (Telco class)
- ◆ High power radio 24dBm-27dBm TX power
- ◆ 400Mbps throughput
 - MIMO 4x4 for higher throughput with narrow channel or for improved robustness
 - License upgrade to 80 MHz channels
- ◆ Up to 32 clients per base
- ◆ Gigabit Ethernet port, 802.3af/at PoE
- ◆ Frequencies: 5.150-5.925GHz
- ◆ Bluetooth low energy radio for configuration (IOS/Android)
- ◆ GPS module for device localization
- ◆ Jumbo Frame support (9k Bytes)
- ◆ Ethernet sync pass-through (IEEE 1588v2 & SyncE)
- ◆ 2 years warranty MTBF 250 000 hours
- ◆ Operating temperature -30° to 55°C

Included in the Kit

- ◆ 1 unit with integrated antennas (15 dBi)
- ◆ 1 M25 weather proofing cable glands
- ◆ 1 power injector and country specific power cord
- ◆ 1 Full axis mounting kit
- ◆ 1 Grounding kit
- ◆ 5 SMA weather proofing caps
- ◆ 1 Quick Installation Guide

Recommended Accessories

- ◆ If external antennas required
- ◆ 4.9-6GHz, Dual Polarity, Vertical /Horizontal, 16.5 dBi Sector Antenna - 60 degrees. Mounting kit Incl. (SA5-6015-DP)
 - Each Antenna requires 2 Cables (CBL-240-6-RA)
- ◆ 4.9-5.95GHz, Dual Polarity, Vertical and Horizontal, 14dBi Sector Antenna- 90 degrees. Mounting kit Incl. (SA5-9014-DP)
 - Each Antenna requires 2 Cables (CBL-240-6-RA)
- ◆ 4.9-6.4GHz, Quad Polarity, Vertical /Horizontal/Dual Slant, 19 dBi Panel Antenna - 19 degrees. Mounting kit Incl. (PA5-1919-QP)
 - Each Antenna requires 4 Cables (CBL-240-6-RA)
- ◆ 1x Surge arrestor POE (ETH-SURGE-1G)
- ◆ Ethernet cables Cat5-e STP 25, 50 or 75m (ETH-STP-25-CAP, ETH-STP-50-CAP, ETH-STP-75-CAP).
- ◆ Passive GPS Antenna (GPS-Antenna-10)

ServPak

Extended Service, Support & Warranties for
Enhanced Investment Protection

- ◆ Level 1 (Plus or Prime)

[Learn More +](#)

ProximVision® Advanced

Fully integrates within ProximVision® Advanced, Proxim's
Cloud Based Carrier Management System and Controller

[Learn More +](#)

[<< Return to Index](#)

MP-1025-CPE-WD

High quality/ performance low cost CPE



DataSheet +

Highlights

- ◆ Antenna flexibility
 - Integrated 15 dBi 35°
 - RP-SMA connectors for external antennas
- ◆ WORP® protocol / FastConnect™ / ClearConnect™
- ◆ Compact size IP 67 Outdoor (Telco class)
- ◆ High power radio 24dBm-27dBm TX power
- ◆ 400Mbps throughput
 - MIMO 4x4 for higher throughput with narrow channel or for improved robustness
 - License upgrade to 80 MHz channels
- ◆ Gigabit Ethernet port, 802.3af/at PoE
- ◆ Frequencies: 5.150-5.925GHz
- ◆ Bluetooth low energy radio for configuration (IOS/Android)
- ◆ GPS module for device localization
- ◆ Jumbo Frame support (9k Bytes)
- ◆ Ethernet sync pass-through (IEEE 1588v2 & SyncE)
- ◆ 2 years warranty MTBF 250 000 hours
- ◆ Operating temperature -30° to 55°C

Included in the Kit

- ◆ 1 unit with integrated antennas (15 dBi)
- ◆ 1 M25 weather proofing cable glands
- ◆ 1 power injectors and country specific power cord
- ◆ 1 Full axis mounting kit
- ◆ 1 Grounding kit
- ◆ 5 SMA weather proofing caps
- ◆ 1 Quick Installation Guide

Recommended Accessories

- ◆ If external antennas required
- ◆ 4.9 - 5.875 GHz, Dual Polarity, Slanted (±45°) or V/H, 23 dBi Panel Antenna. (PA5-0823-DP)
 - Each Antenna requires 2 Cables (CBL-240-6-RA)
- ◆ 4.9 - 6.1 GHz, Dual Polarity, Vertical and Horizontal, 30 dBi Panel Antenna. (PA5-0530-DP)
 - Each Antenna requires 2 Cables (CBL-240-6-RA)
- ◆ 4.9-6.4GHz, Quad Polarity, Vertical /Horizontal/Dual Slant, 19 dBi Panel Antenna - 19 degrees. Mounting kit Incl. (PA5-1919-QP)
 - Each Antenna requires 4 Cables (CBL-240-6-RA)
- ◆ 1x Surge arrestor POE (ETH-SURGE-1G)
- ◆ Ethernet cables Cat5-e STP 25, 50 or 75m (ETH-STP-25-CAP, ETH-STP-50-CAP, ETH-STP-75-CAP).
- ◆ Passive GPS Antenna (GPS-Antenna-10)

ServPak

Extended Service, Support & Warranties for
Enhanced Investment Protection

- ◆ Level 1 (Plus or Prime)

[Learn More +](#)

ProximVision® Advanced

Fully integrates within ProximVision® Advanced, Proxim's
Cloud Based Carrier Management System and Controller

[Learn More +](#)

[<< Return to Index](#)

MP-1035-CPE-WD

High quality low cost CPE



DataSheet +

Highlights

- ◆ Antenna flexibility
 - Integrated 15 dBi 35°
 - RP-SMA connectors for external antennas
- ◆ WORP® protocol / FastConnect™ / ClearConnect™
- ◆ Compact size IP 67 Outdoor (Telco class)
- ◆ High power radio 24dBm-27dBm TX power
- ◆ 300 Mbps throughput
 - License upgrade to 80 MHz channels
- ◆ Gigabit Ethernet port, 802.3af/at PoE
- ◆ Frequencies: 5.150-5.925GHz
- ◆ Bluetooth low energy radio for configuration (IOS/Android)
- ◆ Jumbo Frame support (9k Bytes)
- ◆ Ethernet sync pass-through (IEEE 1588v2 & SyncE)
- ◆ 2 years warranty MTBF 250 000 hours
- ◆ Operating temperature -30° to 55°C

Included in the Kit

- ◆ 1 unit with integrated antenna (15 dBi)
- ◆ 1 M25 weather proofing cable gland
- ◆ 1 wall mounted power injector with US to EU plug adapter
- ◆ 1 Pair of hose clamps
- ◆ 1 Grounding kit
- ◆ 2 SMA weather proofing caps
- ◆ 1 Quick Installation Guide

Recommended Accessories

- ◆ If external antennas required
- ◆ 4.9 - 5.875 GHz, Dual Polarity, Slanted (±45°) or V/H, 23 dBi Panel Antenna. (PA5-0823-DP)
 - Each Antenna requires 2 Cables (CBL-240-6-RA)
- ◆ 4.9 - 6.1 GHz, Dual Polarity, Vertical and Horizontal, 30 dBi Panel Antenna. (PA5-0530-DP)
 - Each Antenna requires 2 Cables (CBL-240-6-RA)
- ◆ 1x Surge arrestor POE (ETH-SURGE-1G)
- ◆ Ethernet cables Cat5-e STP 25, 50 or 75m (ETH-STP-25-CAP, ETH-STP-50-CAP, ETH-STP-75-CAP).
- ◆ Option: 1000-UMK: Full axis mounting kit for Edge series

ServPak

Extended Service, Support & Warranties for
Enhanced Investment Protection

- ◆ Level 1 (Plus or Prime)

[Learn More +](#)

ProximVision® Advanced

Fully integrates within ProximVision® Advanced, Proxim's
Cloud Based Carrier Management System and Controller

[Learn More +](#)

<< Return to Index

MP-10100L-BSU-WD

Base Station Unit with Type - N connectors



DataSheet +

Highlights

- ◆ WOPR® protocol / FastConnect™ / ClearConnect™
- ◆ Radio 28dBm Tx power
- ◆ IP 67 Outdoor (Telco class)
- ◆ 400Mbps data rate (Max net throughput 324 Mbps)
 - License upgradeable to 867 Mbps (Max net throughput 672 Mbps)
- ◆ 2 x Gigabit Ethernet and 1 x access port
- ◆ One Access port with 12 VDC power
- ◆ Frequency range: 4.9- 5.925GHz
- ◆ Base station supports up to 250 subscribers /CPE
- ◆ Jumbo Frame support (9k Bytes)
- ◆ Ethernet sync pass-through (IEEE 1588v2 & SyncE)
- ◆ 2 year warranty MTBF 250 000 hours
- ◆ Operating temperature -40° to 60°C

Included in the Kit

- ◆ One MP-10100L-BSU with two N-type connectors
- ◆ One power injector and country specific power cord
- ◆ One connector weatherproofing kit
- ◆ One full axis wall / pole mounting kit
- ◆ One antenna alignment (RJ11) dongle
- ◆ One grounding kit
- ◆ One quick installation guide

Recommended Accessories

- ◆ 4.9-6GHz, Dual Polarity,Vertical /Horizontal,16.5 dBi Sector Antenna - 60 degrees. Mounting kit Incl. (SA5-6015-DP)
 - Each Antenna requires 2 Cables (CBL-600-6-RA)
- ◆ 4.9-5.95GHz, Dual Polarity,Vertical and Horizontal, 14dBi Sector Antenna- 90 degrees. Mounting kit Incl. (SA5-9014-DP)
 - Each Antenna requires 2 Cables (CBL-600-6-RA)
- ◆ 2x Surge arrestor POE (ETH-SURGE-1G)
- ◆ Ethernet cables Cat5-e STP 25, 50 or 75 m (ETH-STP-25-CAP, ETH-STP-50-CAP, ETH-STP-75-CAP).

ServPak

Extended Service, Support & Warranties for Enhanced Investment Protection

- ◆ Level 2 (Plus or Prime)

[Learn More +](#)

ProximVision® Advanced

Fully integrates within ProximVision® Advanced, Proxim's Cloud Based Carrier Management System and Controller

[Learn More +](#)

<< Return to Index

MP-10150L-BS9-WD

Base Station Unit with Integrated
90 Degree Antenna



DataSheet +

Highlights

- ◆ WORP® protocol / FastConnect™ / ClearConnect™
- ◆ 90° sector antenna / Radio 28dBm TX power
- ◆ IP 67 Outdoor (Telco class)
- ◆ 400Mbps data rate (Max net throughput 324 Mbps)
 - License upgradeable to 867 Mbps
 - Max net throughput 672 Mbps
- ◆ 2 x Gigabit Ethernet and 1 x access port
- ◆ One Access port with 12 VDC power
- ◆ Frequency range: 4.9- 5.925GHz
- ◆ Base station supports up to 250 subscribers /CPE
- ◆ Jumbo Frame support (9k Bytes)
- ◆ Ethernet sync pass-through (IEEE 1588v2 & SyncE)
- ◆ 2 years warranty MTBF 250 000 hours
- ◆ Operating temperature -40° to 60°C

Included in the Kit

- ◆ One MP-10150L-BS9 with integrated dual polarized antenna
- ◆ One power injector and country specific power cord
- ◆ One Connector weatherproofing kit
- ◆ One full axis Wall / Pole mounting kit
- ◆ One Antenna alignment (RJ11) dongle
- ◆ One Grounding kit
- ◆ One Quick Installation Guide

Recommended Accessories

- ◆ 2x Surge arrestor POE (ETH-SURGE-1G)
- ◆ Ethernet cables Cat5-e STP 25, 50 or 75 m (ETH-STP-25-CAP, ETH-STP-50-CAP, ETH-STP-75-CAP)

ServPak

Extended Service, Support & Warranties for
Enhanced Investment Protection

- ◆ Level 2 (Plus or Prime)

[Learn More +](#)

ProximVision® Advanced

Fully integrates within ProximVision® Advanced, Proxim's
Cloud Based Carrier Management System and Controller

[Learn More +](#)

<< Return to Index

MP-10150L-BS1-WD

Base Station Unit with
Integrated Panel Antenna



DataSheet +

Highlights

- ◆ WORP® protocol / FastConnect™ / ClearConnect™
- ◆ 22 dBi panel antenna / Radio 28dBm TX power
- ◆ IP 67 Outdoor (Telco class)
- ◆ 400Mbps data rate (Max net throughput 324 Mbps)
 - License upgradeable to 867 Mbps (Max net throughput 672 Mbps)
- ◆ 2 x Gigabit Ethernet and 1 x access port
- ◆ One Access port with 12 VDC power
- ◆ Frequency range: 4.9- 5.925GHz
- ◆ Base station supports up to 250 subscribers /CPE
- ◆ Jumbo Frame support (9k Bytes)
- ◆ Ethernet sync pass-through (IEEE 1588v2 & SyncE)
- ◆ 2 years warranty MTBF 250 000 hours
- ◆ Operating temperature -40° to 60°C

Included in the Kit

- ◆ One MP-10150L-BS1 with integrated dual polarized antenna
- ◆ One power injector and country specific power cord
- ◆ One Connector weatherproofing kit
- ◆ One full axis Wall / Pole mounting kit
- ◆ One Antenna alignment (RJ11) dongle
- ◆ One Grounding kit
- ◆ One Quick Installation Guide

Recommended Accessories

- ◆ 2x Surge arrestor POE (ETH-SURGE-1G)
- ◆ Ethernet cables Cat5-e STP 25, 50 or 75 m (ETH-STP-25-CAP, ETH-STP-50-CAP, ETH-STP-75-CAP)

ServPak

Extended Service, Support & Warranties for
Enhanced Investment Protection

- ◆ Level 2 (Plus or Prime)

[Learn More +](#)

ProximVision® Advanced

Fully integrates within ProximVision® Advanced, Proxim's
Cloud Based Carrier Management System and Controller

[Learn More +](#)

<< Return to Index

MP-10100L-SUA-WD

Subscriber Unit with Type-N connectors



DataSheet +

Highlights

- ◆ WORP® protocol / FastConnect™ / ClearConnect™
- ◆ Radio 28dBm TX power
- ◆ IP 67 Outdoor (Telco class)
- ◆ 400Mbps data rate (Max net throughput 324 Mbps)
 - License upgradeable to 867 Mbps (Max net throughput 672 Mbps)
- ◆ 2 x Gigabit Ethernet and 1 x access port
- ◆ One Access port with 12 VDC power
- ◆ Frequency range: 4.9- 5.925GHz
- ◆ Jumbo Frame support (9k Bytes)
- ◆ Ethernet sync pass-through (IEEE 1588v2 & SyncE)
- ◆ 2 years warranty MTBF 250 000 hours
- ◆ Operating temperature -40° to 60°C

Included in the Kit

- ◆ One MP-10100L SUA with two N-type connectors
- ◆ One power injector and country specific power cord
- ◆ One Connector weatherproofing kit
- ◆ One full axis Wall / Pole mounting kit
- ◆ One Antenna alignment (RJ11) dongle
- ◆ One Grounding kit
- ◆ One Quick Installation Guide

Recommended Accessories

- ◆ 4.9 - 5.875 GHz, Dual Polarity, Slanted (±45°) or V/H, 23 dBi Panel Antenna. (PA5-0823-DP)
 - Each Antenna requires 2 Cables (CBL-600-6-RA)
- ◆ 4.9 - 6.1 GHz, Dual Polarity, Vertical and Horizontal, 30 dBi Panel Antenna. (PA5-0530-DP)
 - Each Antenna requires 2 Cables (CBL-600-6-RA)
- ◆ 2x Surge arrestor POE (ETH-SURGE-1G)
- ◆ Ethernet cables Cat5-e STP 25, 50 or 75 m (ETH-STP-25-CAP, ETH-STP-50-CAP, ETH-STP-75-CAP).

ServPak

Extended Service, Support & Warranties for Enhanced Investment Protection

- ◆ Level 1 (Plus or Prime)

[Learn More +](#)

ProximVision® Advanced

Fully integrates within ProximVision® Advanced, Proxim's Cloud Based Carrier Management System and Controller

[Learn More +](#)

<< Return to Index

MP-10150L-SUR-WD

Subscriber Unit with Integrated Panel Antenna



DataSheet +

Highlights

- ◆ WORP® protocol / FastConnect™ / ClearConnect™
- ◆ 22 dBi Panel Antenna
- ◆ Radio 28dBm TX power
- ◆ IP 67 Outdoor (Telco class)
- ◆ 400Mbps data rate (Max net throughput 324 Mbps)
 - License upgradeable to 867 Mbps (Max net throughput 672 Mbps)
- ◆ 2 x Gigabit Ethernet and 1 x access port
- ◆ One Access port with 12 VDC power
- ◆ Frequency range: 4.9- 5.925GHz
- ◆ Jumbo Frame support (9k Bytes)
- ◆ Ethernet sync pass-through (IEEE 1588v2 & SyncE)
- ◆ 2 years warranty MTBF 250 000 hours
- ◆ Operating temperature -40° to 60°C

Included in the Kit

- ◆ One MP-10100L SUR with integrated dual polarized antenna
- ◆ One power injector and country specific power cord
- ◆ One Connector weatherproofing kit
- ◆ One full axis Wall / Pole mounting kit
- ◆ One Antenna alignment (RJ11) dongle
- ◆ One Grounding kit
- ◆ One Quick Installation Guide

Recommended Accessories

- ◆ 2x Surge arrestor POE (ETH-SURGE-1G)
- ◆ Ethernet cables Cat5-e STP 25, 50 or 75 m (ETH-STP-25-CAP, ETH-STP-50-CAP, ETH-STP-75-CAP).

ServPak

Extended Service, Support & Warranties for Enhanced Investment Protection

- ◆ Level 1 (Plus or Prime)

[Learn More +](#)

ProximVision® Advanced

Fully integrates within ProximVision® Advanced, Proxim's Cloud Based Carrier Management System and Controller

[Learn More +](#)

<< Return to Index

MP-10150-SUL-WD

Subscriber Unit with Integrated
Panel Antenna [Long Range]



DataSheet +

Highlights

- ◆ WORP® protocol / FastConnect™ / ClearConnect™
- ◆ 28 dBi Panel Antenna
- ◆ Radio 28dBm TX power
- ◆ IP 67 Outdoor (Telco class)
- ◆ 867Mbps data rate (Max net throughput 672 Mbps)
- ◆ 2 x Gigabit Ethernet and 1 x access port
- ◆ One Access port with 12 VDC power
- ◆ Frequency range: 4.9- 5.925GHz
- ◆ Jumbo Frame support (9k Bytes)
- ◆ Ethernet sync pass-through (IEEE 1588v2 & SyncE)
- ◆ 2 years warranty MTBF 250 000 hours
- ◆ Operating temperature -40° to 60°C

Included in the Kit

- ◆ One MP-10100 SUL with integrated dual polarized antenna
- ◆ One power injector and country specific power cord
- ◆ One Connector weatherproofing kit
- ◆ One full axis Wall / Pole mounting kit
- ◆ One Antenna alignment (RJ11) dongle
- ◆ One Grounding kit
- ◆ One Quick Installation Guide

Recommended Accessories

- ◆ 2x Surge arrestor POE (ETH-SURGE-1G)
- ◆ Ethernet cables Cat5-e STP 25, 50 or 75 m (ETH-STP-25-CAP, ETH-STP-50-CAP, ETH-STP-75-CAP).

ServPak

Extended Service, Support & Warranties for
Enhanced Investment Protection

- ◆ Level 2 (Plus or Prime)

[Learn More +](#)

ProximVision® Advanced

Fully integrates within ProximVision® Advanced, Proxim's
Cloud Based Carrier Management System and Controller

[Learn More +](#)

<< Return to Index

MP-10150-CPE-WD

Customer Premise Unit with
Integrated Panel Antenna



DataSheet +

Highlights

- ◆ 15 dBi integrated Panel Antenna
- ◆ 28dBm Tx power
- ◆ IP 67 Grade Enclosure
- ◆ WORP® protocol / FastConnect™ / ClearConnect™
- ◆ 867Mbps data rate
- ◆ 50/100 Mbps net throughput
 - License upgradeable to 150/200 Mbps
- ◆ One Ethernet port PoE in & Data
- ◆ One Access port with 12 VDC power
- ◆ Frequency range: 4.9-5.925GHz
- ◆ Jumbo Frame support (9k Bytes)
- ◆ Ethernet sync pass-through (IEEE 1588v2 & SyncE)
- ◆ 2 year warranty MTBF 250 000 hours
- ◆ Operating temperature -40° to 60°C

Included in the Kit

- ◆ One MP-10150 CPE with 15 dBi integrated dual polarized antenna
- ◆ One power injector and country specific power cord
- ◆ One connector weatherproofing kit
- ◆ One full axis wall / pole mounting kit
- ◆ One grounding kit
- ◆ One quick installation guide

Recommended Accessories

- ◆ 2x Surge arrestor POE (ETH-SURGE-1G)
- ◆ Ethernet cables Cat5-e STP 25, 50 or 75 m (ETH-STP-25-CAP, ETH-STP-50-CAP, ETH-STP-75-CAP).

ServPak

Extended Service, Support & Warranties for
Enhanced Investment Protection

- ◆ Level 1 (Plus or Prime)

[Learn More +](#)

ProximVision® Advanced

Fully integrates within ProximVision® Advanced, Proxim's
Cloud Based Carrier Management System and Controller

[Learn More +](#)

<< Return to Index

MP-10100-CPA-WD

Customer Premise Unit Connectorized



DataSheet +

Highlights

- ◆ 28dBm Tx power
- ◆ IP 67 Grade Enclosure
- ◆ WORP® protocol / FastConnect™ / ClearConnect™
- ◆ 867Mbps data rate
- ◆ 50/100 Mbps net throughput
 - License upgradeable to 150/200 Mbps
- ◆ One Ethernet port PoE in & Data
- ◆ One Access port with 12 VDC power
- ◆ Frequency range: 4.9-5.925GHz
- ◆ Jumbo Frame support (9k Bytes)
- ◆ Ethernet sync pass-through (IEEE 1588v2 & SyncE)
- ◆ 2 year warranty MTBF 250 000 hours
- ◆ Operating temperature -40° to 60°C

Included in the Kit

- ◆ One MP-10100 CPA with two N-type connectors
- ◆ One power injector and country specific power cord
- ◆ One connector weatherproofing kit
- ◆ One pole mounting kit
- ◆ One grounding kit
- ◆ One quick installation guide

Recommended Accessories

- ◆ 4.9 - 5.875 GHz, Dual Polarity, Slanted (±45°) or V/H, 23 dBi Panel Antenna. (PA5-0823-DP)
 - Each Antenna requires 2 Cables (CBL-600-6-RA)
- ◆ 4.9 - 6.1 GHz, Dual Polarity, Vertical and Horizontal, 30 dBi Panel Antenna. (PA5-0530-DP)
 - Each Antenna requires 2 Cables (CBL-600-6-RA)
- ◆ 2x Surge arrestor POE (ETH-SURGE-1G)
- ◆ Ethernet cables Cat5-e STP 25, 50 or 75 m (ETH-STP-25-CAP, ETH-STP-50-CAP, ETH-STP-75-CAP).
- ◆ 2x Surge arrestor POE (ETH-SURGE-1G)
- ◆ Option : 10000-UMK : Full axis mounting kit
- ◆ Ethernet cables Cat5-e STP 25, 50 or 75 m (ETH-STP-25-CAP, ETH-STP-50-CAP, ETH-STP-75-CAP).

ServPak

Extended Service, Support & Warranties for Enhanced Investment Protection

- ◆ Level 1 (Plus or Prime)

[Learn More +](#)

ProximVision® Advanced

Fully integrates within ProximVision® Advanced, Proxim's Cloud Based Carrier Management System and Controller

[Learn More +](#)

[<< Return to Index](#)

MP-10250-BSX-WD

Base Station Unit with Integrated BeamX antenna and SmartScan radio



DataSheet +

Highlights

- ◆ WORP® protocol / ClearConnect™ / SmartConnect™
- ◆ 20 dBi Tx / 16 dBi Rx BeamX antenna
- ◆ Radio 28dBm TX power + Smart Scan radio
- ◆ IP 67 Outdoor (Telco class)
- ◆ 867Mbps data rate (Max net throughput 672Mbps)
- ◆ AES 128 (license upgradeable to AES 256)
- ◆ 2 x Gigabit Ethernet and 1 x access port
- ◆ One Access port with 12 VDC power and GPS positioning support
- ◆ Frequency range: 4.9- 5.925GHz
- ◆ Base station supports up to 250 subscribers /CPE
- ◆ Jumbo Frame support (9k Bytes)
- ◆ Ethernet sync pass-through (IEEE 1588v2 & SyncE)
- ◆ 2 years warranty MTBF 250 000 hours
- ◆ Operating temperature -40° to 60°C

Included in the Kit

- ◆ One MP-10250-BSX with integrated BeamX antenna
- ◆ One power injector and country specific power cord
- ◆ One Connector weatherproofing kit
- ◆ One full axis Wall / Pole mounting kit
- ◆ One Grounding kit
- ◆ One Quick Installation Guide

Recommended Accessories

- ◆ 2x Surge arrestor POE (ETH-SURGE-1G)
- ◆ Option : GPS-POSITION-KIT : Real time tracking
- ◆ Ethernet cables Cat5-e STP 25, 50 or 75 m (ETH-STP-25-CAP, ETH-STP-50-CAP, ETH-STP-75-CAP)

ServPak

Extended Service, Support & Warranties for Enhanced Investment Protection

- ◆ Level 2 (Plus or Prime)

[Learn More +](#)

ProximVision® Advanced

Fully integrates within ProximVision® Advanced, Proxim's Cloud Based Carrier Management System and Controller

[Learn More +](#)

<< Return to Index

MP-10250-SRX-WD

Subscriber Unit with Integrated BeamX antenna and SmartScan radio



DataSheet +

Highlights

- ◆ WORP® protocol / ClearConnect™ / SmartConnect™
- ◆ 20 dBi Tx / 16 dBi Rx BeamX antenna
- ◆ Radio 28dBm TX power + Smart Scan radio
- ◆ IP 67 Outdoor (Telco class)
- ◆ 867Mbps data rate (Max net throughput 672Mbps)
- ◆ AES 128 (license upgradeable to AES 256)
- ◆ 2 x Gigabit Ethernet and 1 x access port
- ◆ One Access port with 12 VDC power and GPS positioning support
- ◆ Frequency range: 4.9- 5.925GHz
- ◆ Jumbo Frame support (9k Bytes)
- ◆ Ethernet sync pass-through (IEEE 1588v2 & SyncE)
- ◆ 2 years warranty MTBF 250 000 hours
- ◆ Operating temperature -40° to 60°C

Included in the Kit

- ◆ One MP-10250-SRX with integrated BeamX antenna
- ◆ One power injector and country specific power cord
- ◆ One Connector weatherproofing kit
- ◆ One full axis Wall / Pole mounting kit
- ◆ One Grounding kit
- ◆ One Quick Installation Guide

Recommended Accessories

- ◆ 2x Surge arrestor POE (ETH-SURGE-1G)
- ◆ Option : GPS-POSITION-KIT : Real time tracking
- ◆ Ethernet cables Cat5-e STP 25, 50 or 75 m (ETH-STP-25-CAP, ETH-STP-50-CAP, ETH-STP-75-CAP)

ServPak

Extended Service, Support & Warranties for Enhanced Investment Protection

- ◆ Level 2 (Plus or Prime)

[Learn More +](#)

ProximVision® Advanced

Fully integrates within ProximVision® Advanced, Proxim's Cloud Based Carrier Management System and Controller

[Learn More +](#)

<< Return to Index

MP-10250-CPE-WD

Customer Premise Unit with
Integrated Panel Antenna



DataSheet +

Highlights

- ◆ 15 dBi integrated Panel Antenna
- ◆ 28dBm Tx power
- ◆ IP 67 Grade Enclosure
- ◆ WORP® protocol / FastConnect™ / ClearConnect™
- ◆ 400Mbps data rate (Max net throughput 324 Mbps)
 - License upgradeable to 867 Mbps
- ◆ AES 128 (license upgradeable to AES 256)
- ◆ One Ethernet port PoE in & Data
- ◆ One Access port with 12 VDC power and GPS positioning support
- ◆ Frequency range: 4.9-5.925GHz
- ◆ Jumbo Frame support (9k Bytes)
- ◆ Ethernet sync pass-through (IEEE 1588v2 & SyncE)
- ◆ 2 year warranty MTBF 250 000 hours
- ◆ Operating temperature -40° to 60°C

Included in the Kit

- ◆ One MP-10250 CPE with 16 dBi integrated dual polarized antenna
- ◆ One power injector and country specific power cord
- ◆ One connector weatherproofing kit
- ◆ One full axis wall / pole mounting kit
- ◆ One grounding kit
- ◆ One quick installation guide

Recommended Accessories

- ◆ 2x Surge arrestor POE (ETH-SURGE-1G)
- ◆ Option : GPS-POSITION-KIT : Real time tracking
- ◆ Ethernet cables Cat5-e STP 25, 50 or 75 m (ETH-STP-25-CAP, ETH-STP-50-CAP, ETH-STP-75-CAP).

ServPak

Extended Service, Support & Warranties for
Enhanced Investment Protection

- ◆ Level 1 (Plus or Prime)

[Learn More +](#)

ProximVision® Advanced

Fully integrates within ProximVision® Advanced, Proxim's
Cloud Based Carrier Management System and Controller

[Learn More +](#)

<< Return to Index

MP-10200-CPA-WD

Customer Premise Unit Connectorized



DataSheet +

Highlights

- ◆ 28dBm Tx power
- ◆ IP 67 Grade Enclosure
- ◆ WORP® protocol / FastConnect™ / ClearConnect™
- ◆ 400Mbps data rate (Max net throughput 324 Mbps)
 - License upgradeable to 867 Mbps
- ◆ AES 128 (license upgradeable to AES 256)
- ◆ One Ethernet port PoE in & Data
- ◆ One Access port with 12 VDC power and GPS positioning support
- ◆ Frequency range: 4.9-5.925GHz
- ◆ Jumbo Frame support (9k Bytes)
- ◆ Ethernet sync pass-through (IEEE 1588v2 & SyncE)
- ◆ 2 year warranty MTBF 250 000 hours
- ◆ Operating temperature -40° to 60°C

Included in the Kit

- ◆ One MP-10200 CPA with two N-type connectors
- ◆ One power injector and country specific power cord
- ◆ One connector weatherproofing kit
- ◆ One pole mounting kit
- ◆ One grounding kit
- ◆ One quick installation guide

Recommended Accessories

- ◆ 4.9 - 5.875 GHz, Dual Polarity, Slanted (±45°) or V/H, 23 dBi Panel Antenna. (PA5-0823-DP)
 - Each Antenna requires 2 Cables (CBL-600-6-RA)
- ◆ 4.9 - 6.1 GHz, Dual Polarity, Vertical and Horizontal, 30 dBi Panel Antenna. (PA5-0530-DP)
 - Each Antenna requires 2 Cables (CBL-600-6-RA)
- ◆ 2x Surge arrestor POE (ETH-SURGE-1G)
- ◆ Option : 10000-UMK : Full axis mounting kit
- ◆ Option : GPS-POSITION-KIT : Real time tracking
- ◆ Ethernet cables Cat5-e STP 25, 50 or 75 m (ETH-STP-25-CAP, ETH-STP-50-CAP, ETH-STP-75-CAP).

ServPak

Extended Service, Support & Warranties for
Enhanced Investment Protection

- ◆ Level 1 (Plus or Prime)

[Learn More +](#)

ProximVision® Advanced

Fully integrates within ProximVision® Advanced, Proxim's
Cloud Based Carrier Management System and Controller

[Learn More +](#)

<< Return to Index

MP-10100S-BSU-WD

Extremely Secure
Point-to-Multipoint Wireless Solution

[DataSheet +](#)

Highlights

- ◆ WORP® protocol / FastConnect™ / ClearConnect™
- ◆ Radio 28dBm TX power
- ◆ IP 67 Outdoor (Telco class)
- ◆ 867Mbps data rate (Max net throughput 672Mbps)
- ◆ AES 256 Encryption
- ◆ 2 x Gigabit Ethernet and 1 x access port
- ◆ Frequency range: 4.9- 5.925GHz
- ◆ Base station supports up to 250 subscribers /CPE's
- ◆ Jumbo Frame support (9k Bytes)
- ◆ Ethernet sync pass-through (IEEE 1588v2 & SyncE)
- ◆ 2 years warranty MTBF 250 000 hours
- ◆ Operating temperature -40° to 60°C

Included in the Kit

- ◆ One Tsunami® MP-10100S-BSU with two N-type connectors
- ◆ One power injector and country specific power cord
- ◆ One connector weatherproofing kit
- ◆ One wall / pole mounting kit
- ◆ One antenna alignment (RJ11) dongle
- ◆ One grounding kit
- ◆ One quick installation guide

Recommended Accessories

- ◆ 4.9-6GHz, Dual Polarity,Vertical /Horizontal,16.5 dBi Sector Antenna - 60 degrees. Mounting kit Incl. (SA5-6015-DP)
 - Each Antenna requires 2 Cables (CBL-600-6-RA)
- ◆ 4.9-5.95GHz, Dual Polarity,Vertical and Horizontal, 14dBi Sector Antenna- 90 degrees. Mounting kit Incl. (SA5-9014-DP)
 - Each Antenna requires 2 Cables (CBL-600-6-RA)
- ◆ 2 x antenna cables (CBL-600-6-RA)
- ◆ 2x Surge arrestor POE (ETH-SURGE-1G)
- ◆ Ethernet cables Cat5-e STP 25, 50 or 75 m(ETH-STP-25-CAP, ETH-STP-50-CAP, ETH-STP-75-CAP).

ServPak

Extended Service, Support & Warranties for
Enhanced Investment Protection

- ◆ Level 2 (Plus or Prime)

[Learn More +](#)

ProximVision® Advanced

Fully integrates within ProximVision® Advanced, Proxim's
Cloud Based Carrier Management System and Controller

[Learn More +](#)[<< Return to Index](#)

MP-10150S-BS9-WD

Extremely Secure
Point-to-Multipoint Wireless Solution



DataSheet +

Highlights

- ◆ WORP® protocol / FastConnect™ / ClearConnect™
- ◆ 16dBi 90° sector antenna / Radio 28dBm TX power
- ◆ IP 67 Outdoor (Telco class)
- ◆ 867Mbps data rate (Max net throughput 672Mbps)
- ◆ AES 256 Encryption
- ◆ 2 x Gigabit Ethernet and 1 x access port
- ◆ Frequency range: 4.9- 5.925GHz
- ◆ Base station supports up to 250 subscribers /CPE's
- ◆ Jumbo Frame support (9k Bytes)
- ◆ Ethernet sync pass-through (IEEE 1588v2 & SyncE)
- ◆ 2 years warranty MTBF 250 000 hours
- ◆ Operating temperature -40° to 60°C

Included in the Kit

- ◆ One Tsunami® MP-10150S-BS9 with integrated 90° sector antenna
- ◆ One power injector and country specific power cord
- ◆ One connector weatherproofing kit
- ◆ One wall / pole mounting kit
- ◆ One antenna alignment (RJ11) dongle
- ◆ One grounding kit
- ◆ One quick installation guide

Recommended Accessories

- ◆ 2x Surge arrestor POE (ETH-SURGE-1G)
- ◆ Ethernet cables Cat5-e STP 25, 50 or 75 m(ETH-STP-25-CAP, ETH-STP-50-CAP, ETH-STP-75-CAP).

ServPak

Extended Service, Support & Warranties for
Enhanced Investment Protection

- ◆ Level 2 (Plus or Prime)

[Learn More +](#)

ProximVision® Advanced

Fully integrates within ProximVision® Advanced, Proxim's
Cloud Based Carrier Management System and Controller

[Learn More +](#)

<< Return to Index

MP-10100S-SUA-WD

Extremely Secure
Point-to-Multipoint Wireless Solution

[DataSheet +](#)

Highlights

- ◆ WORP® protocol / FastConnect™ / ClearConnect™
- ◆ Radio 28dBm TX power
- ◆ IP 67 Outdoor (Telco class)
- ◆ 867Mbps data rate (Max net throughput 672Mbps)
- ◆ AES 256 Encryption
- ◆ 2 x Gigabit Ethernet and 1 x access port
- ◆ Frequency range: 4.9- 5.925GHz
- ◆ Jumbo Frame support (9k Bytes)
- ◆ Ethernet sync pass-through (IEEE 1588v2 & SyncE)
- ◆ 2 years warranty MTBF 250 000 hours
- ◆ Operating temperature -40° to 60°C

Included in the Kit

- ◆ One Tsunami® MP-10100S-SUA with two N-type connectors
- ◆ One power injector and country specific power cord
- ◆ One connector weatherproofing kit
- ◆ One wall / pole mounting kit
- ◆ One antenna alignment (RJ11) dongle
- ◆ One grounding kit
- ◆ One quick installation guide

Recommended Accessories

- ◆ 4.9 - 5.875 GHz, Dual Polarity, Slanted (±45°) or V/H, 23 dBi Panel Antenna. (PA5-0823-DP)
 - Each Antenna requires 2 Cables (CBL-600-6-RA)
- ◆ 4.9 - 6.1 GHz, Dual Polarity, Vertical and Horizontal, 30 dBi Panel Antenna. (PA5-0530-DP)
 - Each Antenna requires 2 Cables (CBL-600-6-RA)
- ◆ 2x Surge arrestor POE (ETH-SURGE-1G)
- ◆ Ethernet cables Cat5-e STP 25, 50 or 75 m(ETH-STP-25-CAP, ETH-STP-50-CAP, ETH-STP-75-CAP).

ServPak

Extended Service, Support & Warranties for
Enhanced Investment Protection

- ◆ Level 1 (Plus or Prime)

[Learn More +](#)

ProximVision® Advanced

Fully integrates within ProximVision® Advanced, Proxim's
Cloud Based Carrier Management System and Controller

[Learn More +](#)[<< Return to Index](#)

MP-10150S-SUR-WD

Extremely Secure
Point-to-Multipoint Wireless Solution

[DataSheet +](#)

Highlights

- ◆ WORP® protocol / FastConnect™ / ClearConnect™
- ◆ 22dBi panel antenna / Radio 28dBm TX power
- ◆ IP 67 Outdoor (Telco class)
- ◆ 867Mbps data rate (Max net throughput 672Mbps)
- ◆ AES 256 Encryption
- ◆ 2 x Gigabit Ethernet and 1 x access port
- ◆ Frequency range: 4.9- 5.925GHz
- ◆ Jumbo Frame support (9k Bytes)
- ◆ Ethernet sync pass-through (IEEE 1588v2 & SyncE)
- ◆ 2 years warranty MTBF 250 000 hours
- ◆ Operating temperature -40° to 60°C

Included in the Kit

- ◆ One Tsunami® MP-10150-SUR with integrated 22 dBi panel antenna
- ◆ One power injector and country specific power cord
- ◆ One connector weatherproofing kit
- ◆ One wall / pole mounting kit
- ◆ One antenna alignment (RJ11) dongle
- ◆ One grounding kit
- ◆ One quick installation guide

Recommended Accessories

- ◆ 2x Surge arrestor POE (ETH-SURGE-1G)
- ◆ Ethernet cables Cat5-e STP 25, 50 or 75 m(ETH-STP-25-CAP, ETH-STP-50-CAP, ETH-STP-75-CAP).

ServPak

Extended Service, Support & Warranties for
Enhanced Investment Protection

- ◆ Level 1 (Plus or Prime)

[Learn More +](#)

ProximVision® Advanced

Fully integrates within ProximVision® Advanced, Proxim's
Cloud Based Carrier Management System and Controller

[Learn More +](#)

[<< Return to Index](#)

XP-10150-BS1-WD

Base Station Unit with Integrated
Panel Antenna + 11n Access Point



DataSheet +

Highlights

- ◆ 22 dBi panel antenna
- ◆ 28dBm TX power + 11n AP
- ◆ BSU : 867Mbps data rate (Max net throughput 672Mbps)
AP: 300 Mbps data rate (Max net throughput 150Mbps)
- ◆ BSU: WORP® protocol / FastConnect™ / ClearConnect™
- ◆ IP 67 Outdoor (Telco class)
- ◆ 2 x Gigabit Ethernet and 1 x access port
- ◆ Frequencies: 4.9-5.925GHz + 2.400 – 2.484GHz
- ◆ Base station supports up to 250 subscribers /CPE
- ◆ Jumbo Frame support (9k Bytes)
- ◆ Ethernet sync pass-through (IEEE 1588v2 & SyncE)
- ◆ 2 years warranty MTBF 250 000 hours
- ◆ Operating temperature -40° to 60°C

Included in the Kit

- ◆ One XP-10150-BS1 with integrated 22 dBi panel antenna plus two N-type connectors
- ◆ One power injector and country specific power cord
- ◆ One Connector weatherproofing kit
- ◆ One full axis Wall / Pole mounting kit
- ◆ One Antenna alignment (RJ11) dongle
- ◆ Two 2.4 GHz, 5 dBi omni antennas
- ◆ One Grounding kit
- ◆ One Quick Installation Guide

Recommended Accessories

- ◆ 2x Surge arrestor POE (ETH-SURGE-1G)
- ◆ Ethernet cables Cat5-e STP 25, 50 or 75 m (ETH-STP-25-CAP, ETH-STP-50-CAP, ETH-STP-75-CAP).

ServPak

Extended Service, Support & Warranties for
Enhanced Investment Protection

- ◆ Level 2 (Plus or Prime)

[Learn More +](#)

ProximVision® Advanced

Fully integrates within ProximVision® Advanced, Proxim's
Cloud Based Carrier Management System and Controller

[Learn More +](#)

<< Return to Index

XP-10150-SUR-WD

Subscriber Unit with Integrated Panel
Antenna + 11n Access Point



DataSheet +

Highlights

- ◆ 22 dBi panel antenna
- ◆ 28dBm TX power + 11n AP
- ◆ SUR : 867Mbps data rate (Max net throughput 672Mbps)
AP: 300 Mbps data rate (Max net throughput 150Mbps)
- ◆ SUR: WORP® protocol / FastConnect™ / ClearConnect™
- ◆ IP 67 Outdoor (Telco class)
- ◆ 2 x Gigabit Ethernet and 1 x access port
- ◆ Frequencies: 4.9-5.925GHz + 2.400 – 2.484GHz
- ◆ Jumbo Frame support (9k Bytes)
- ◆ Ethernet sync pass-through (IEEE 1588v2 & SyncE)
- ◆ 2 years warranty MTBF 250 000 hours
- ◆ Operating temperature -40° to 60°C

Included in the Kit

- ◆ One XP-10150-SUR with integrated 22 dBi panel antenna plus two N-type connectors
- ◆ One power injector and country specific power cord
- ◆ One Connector weatherproofing kit
- ◆ One full axis Wall / Pole mounting kit
- ◆ One Antenna alignment (RJ11) dongle
- ◆ Two 2.4 GHz, 5 dBi omni antennas
- ◆ One Grounding kit
- ◆ One Quick Installation Guide

Recommended Accessories

- ◆ 2x Surge arrestor POE (ETH-SURGE-1G)
- ◆ Ethernet cables Cat5-e STP 25, 50 or 75 m (ETH-STP-25-CAP, ETH-STP-50-CAP, ETH-STP-75-CAP).

ServPak

Extended Service, Support & Warranties for
Enhanced Investment Protection

- ◆ Level 1 (Plus or Prime)

[Learn More +](#)

ProximVision® Advanced


Fully integrates within ProximVision® Advanced, Proxim's
Cloud Based Carrier Management System and Controller

[Learn More +](#)

<< Return to Index

XP-10100-SUA-WD

Subscriber Unit with Type-N
Connectors + 11n Access Point



DataSheet +

Highlights

- ◆ 28dBm TX power + 11n AP
- ◆ SUA: 867Mbps data rate (Max net throughput 672Mbps)
AP: 300 Mbps data rate (Max net throughput 150Mbps)
- ◆ SUA: WORP® protocol / FastConnect™ / ClearConnect™
- ◆ IP 67 Outdoor (Telco class)
- ◆ 2 x Gigabit Ethernet and 1 x access port
- ◆ Frequencies: 4.9-5.925GHz + 2.400 – 2.484GHz
- ◆ Jumbo Frame support (9k Bytes)
- ◆ Ethernet sync pass-through (IEEE 1588v2 & SyncE)
- ◆ 2 years warranty MTBF 250 000 hours
- ◆ Operating temperature -40° to 60°C

Included in the Kit

- ◆ One XP-10100-SUA unit with four N-type connectors
- ◆ One power injector and country specific power cord
- ◆ One Connector weatherproofing kit
- ◆ One full axis Wall / Pole mounting kit
- ◆ One Antenna alignment (RJ11) dongle
- ◆ Two 2.4 GHz, 5 dBi omni antennas
- ◆ One Grounding kit
- ◆ One Quick Installation Guide

Recommended Accessories

- ◆ 4.9 - 5.875 GHz, Dual Polarity, Slanted (±45°) or V/H, 23 dBi Panel Antenna. (PA5-0823-DP)
 - Each Antenna requires 2 Cables (CBL-600-6-RA)
- ◆ 4.9 - 6.1 GHz, Dual Polarity, Vertical and Horizontal, 30 dBi Panel Antenna. (PA5-0530-DP)
 - Each Antenna requires 2 Cables (CBL-600-6-RA)
- ◆ 2x Surge arrestor POE (ETH-SURGE-1G)
- ◆ Ethernet cables Cat5-e STP 25, 50 or 75 m (ETH-STP-25-CAP, ETH-STP-50-CAP, ETH-STP-75-CAP).

ServPak

Extended Service, Support & Warranties for
Enhanced Investment Protection

- ◆ Level 1 (Plus or Prime)

[Learn More +](#)

ProximVision® Advanced


Fully integrates within ProximVision® Advanced, Proxim's
Cloud Based Carrier Management System and Controller

[Learn More +](#)

<< Return to Index

ORiNOCO® AP-9200R-WD

Rugged Outdoor Wi-Fi 5 Access Point



DataSheet +

Highlights

- ◆ Dual radio 802.11ac wave2 Access Point ready for outdoor use
- ◆ MIMO 3x3:3 - 2.4 GHz and MU-MIMO 4x4:4 - 5 GHz
 - 2.4 GHz Tx power 26 dBm (3RF) with 450 Mbps Data rate
 - 5 GHz Tx power 27 dBm (4RF) with 1733 Mbps Data rate
 - Maximum 1Gbps aggregate throughput
- ◆ IP67 weather proofed enclosure
- ◆ Gigabit Ethernet port, 802.3af/at PoE
- ◆ Jumbo Frame support (9k Bytes)
- ◆ Ethernet sync pass-through (IEEE 1588v2 & SyncE)
- ◆ Bluetooth low energy radio for configuration (IOS/Android)
- ◆ Operating temperature -30° to 55°C
- ◆ MTBF 250000 hours / 2 years warranty

Included in the Kit

- ◆ One ORiNOCO® AP-9200R with seven RP-SMA connectors
- ◆ Three 2.4 GHz, 7 dBi omni antennas
- ◆ Four 5 GHz, 7 dBi omni antennas
- ◆ One M25 weather proofing cable gland
- ◆ One power injector and country specific power cord
- ◆ One full axis mounting kit
- ◆ One Grounding kit
- ◆ One Quick Installation Guide

Recommended Accessories

- ◆ 2x Surge arrestor POE (ETH-SURGE-1G)
- ◆ Ethernet cables Cat5-e STP 25, 50 or 75 m
- ◆ (ETH-STP-25-CAP, ETH-STP-50-CAP, ETH-STP-75-CAP).

ServPak

Extended Service, Support & Warranties for
Enhanced Investment Protection

- ◆ Level 1 (Plus or Prime)

[Learn More +](#)

ProximVision® Advanced

Fully integrates within ProximVision® Advanced, Proxim's
Cloud Based Carrier Management System and Controller

[Learn More +](#)

<< Return to Index

ProximVision® Advanced

Network Management and
Provisioning Platform



DataSheet +

ProximVision Advanced Highlights

General	Controller Enhancement	Controller specifics	NMS Enhancement
<ul style="list-style-type: none">◆ Supports Windows 2012 (and R2) / Windows 2016 / Windows 2019◆ Supports PostgreSQL◆ Remote client (no need for NPAPI capable web browser)◆ Database quick backup/restore tool	<ul style="list-style-type: none">◆ Discovery across flat or routed network◆ Secured profile configuration and IP addressing◆ Controller Device page Improvement	<ul style="list-style-type: none">◆ Network statistics◆ RF Management◆ Network Status (Availability, Airtime Load, CRC Errors, Cumulated Traffic)◆ Rogue Devices management (ORiNOCO only)	<ul style="list-style-type: none">◆ Dashboard scheduled report◆ Static/Dynamic Map enhancements◆ Software Upgrade Scheduled Tasks◆ sFlow Monitor easy configuration


Ordering Infromation

CPN	Product ID Comcodes	ProximVision Advanced
997-00029	PVA-server software	ProximVision® Advanced – server software
997-00023	PVA-license-25	ProximVision® Advanced – 25 nodes license
997-00024	PVA-license-100	ProximVision® Advanced – 100 nodes license
997-00025	PVA-license-500	ProximVision® Advanced – 500 nodes license
997-00026	PVA-license-1000	ProximVision® Advanced – 1 000 nodes license
997-00027	PVA-license-2500	ProximVision® Advanced – 2 500 nodes license
997-00028	PVA-license-5000	ProximVision® Advanced – 5 000 nodes license

<< Return to Index

ServPak

Extended Service & Support
for Proxim Products



DataSheet +

Proxim Wireless ServPak service contracts provide upgraded product service options that go beyond our standard warranty. Contracts are available for one to three years.

ServPak is offered in three different bundles to meet your specific needs. Whether your requirement is 24/7 technical support or advanced replacement service, we are confident that the level of support provided in each bundle will exceed your expectations.

Technical support is provided free during the standard product warranty period. Beyond this period, technical support is priced on a per-incident basis.

Customers who purchase Servpak will receive unlimited technical support for the duration of the ServPak contract with no additional costs.

ServPak	ServPak Plus	ServPak Prime
24x7 Basic Technical Support	All features of ServPac Level 1	All features of ServPac Level 1
8x7 Advanced Technical Support	Basic Advanced Replacement Two business days/International economy shipment service	Priority Advanced Replacement Next business day/International priority shipment service
Software Maintenance		24x7 Advanced Technical Support
Access to Knowledge Base		ProximVision® Support

<< Return to Index

License Upgrade Procedure

- ◆ The customer purchases the upgrade from the distributor (details in Proxim price book)
- ◆ The distributor processes the order and completes the license upgrade order form
- ◆ Note : Please confirm the information of the contact name and email address of the person responsible for retrieving the license and upgrading the radio(s). This nominated person must also make sure they have the required access to support.proxim.com in order to complete this process.
- ◆ The distributor emails the PO and completed license upgrade order form to Servpak@proxim.com and orderadmin@proxim.com
- ◆ The Proxim CS team process the order, create a case number (support.proxim.com) and email the customer and the distributor with the instructions on how to obtain the upgrade license files
- ◆ Customer to download the license file from the equipment (see below) and attach to the allocated case number
- ◆ Proxim provide upgrade license file to be installed on the device

6.1.3.1 License Upgrade Procedure

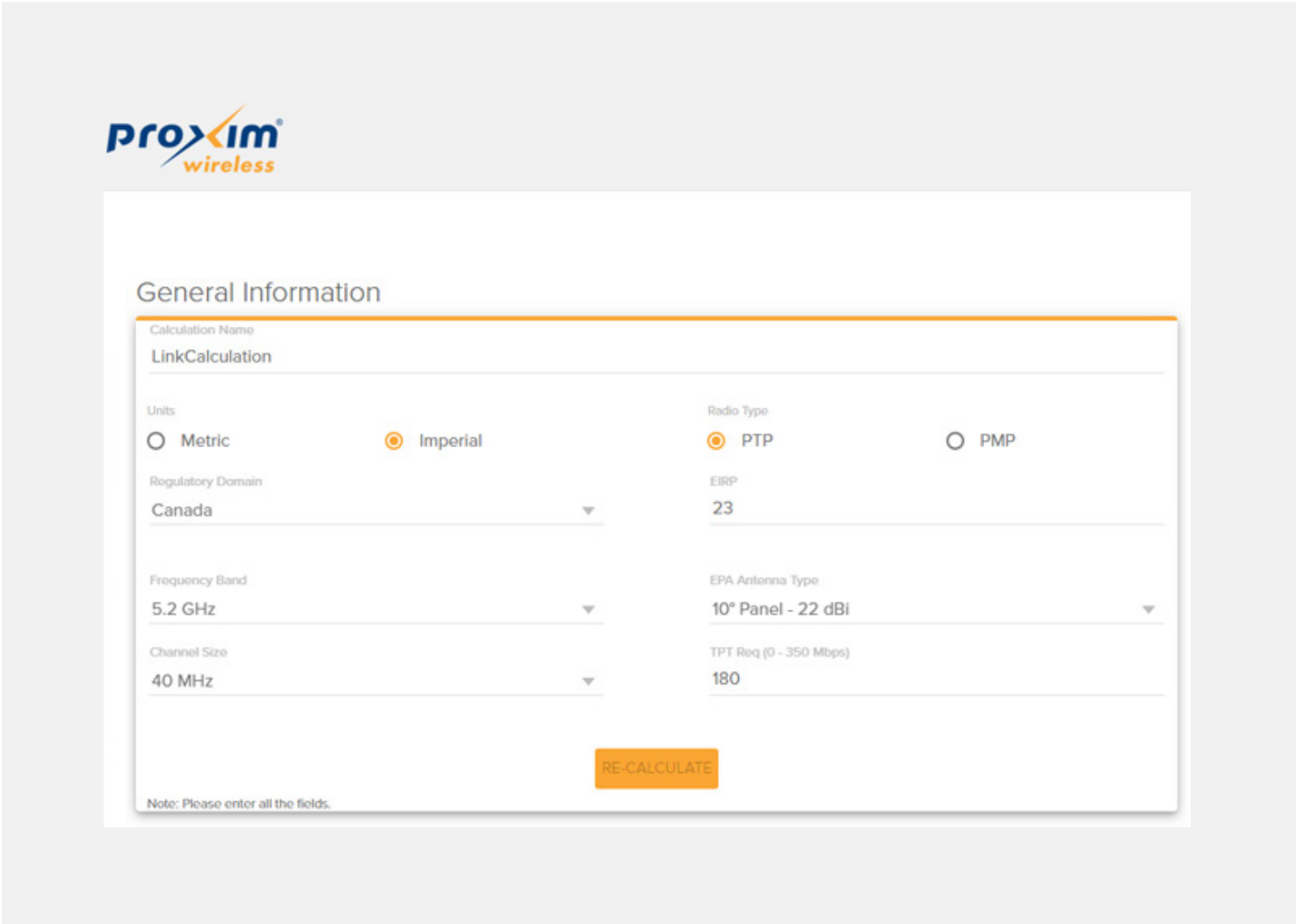
In order to get additional bandwidth, Upgrade the License by following the procedure give below

- Retrieve the license information (License info file with .lic extension) from the device. For more details, refer [Retrieve From Device](#) section.
- To Purchase a license upgrade, please contact your Proxim Sales Representative; to generate a unique license file for your device, please refer to the Technical Note available on Proxim support site: <https://my.proxim.com/article/3003>
- Upgrade the bandwidth using the license file(.bin extension) generated in the above step. For more details, refer [Upgrade License](#) section.

[<< Return to Index](#)

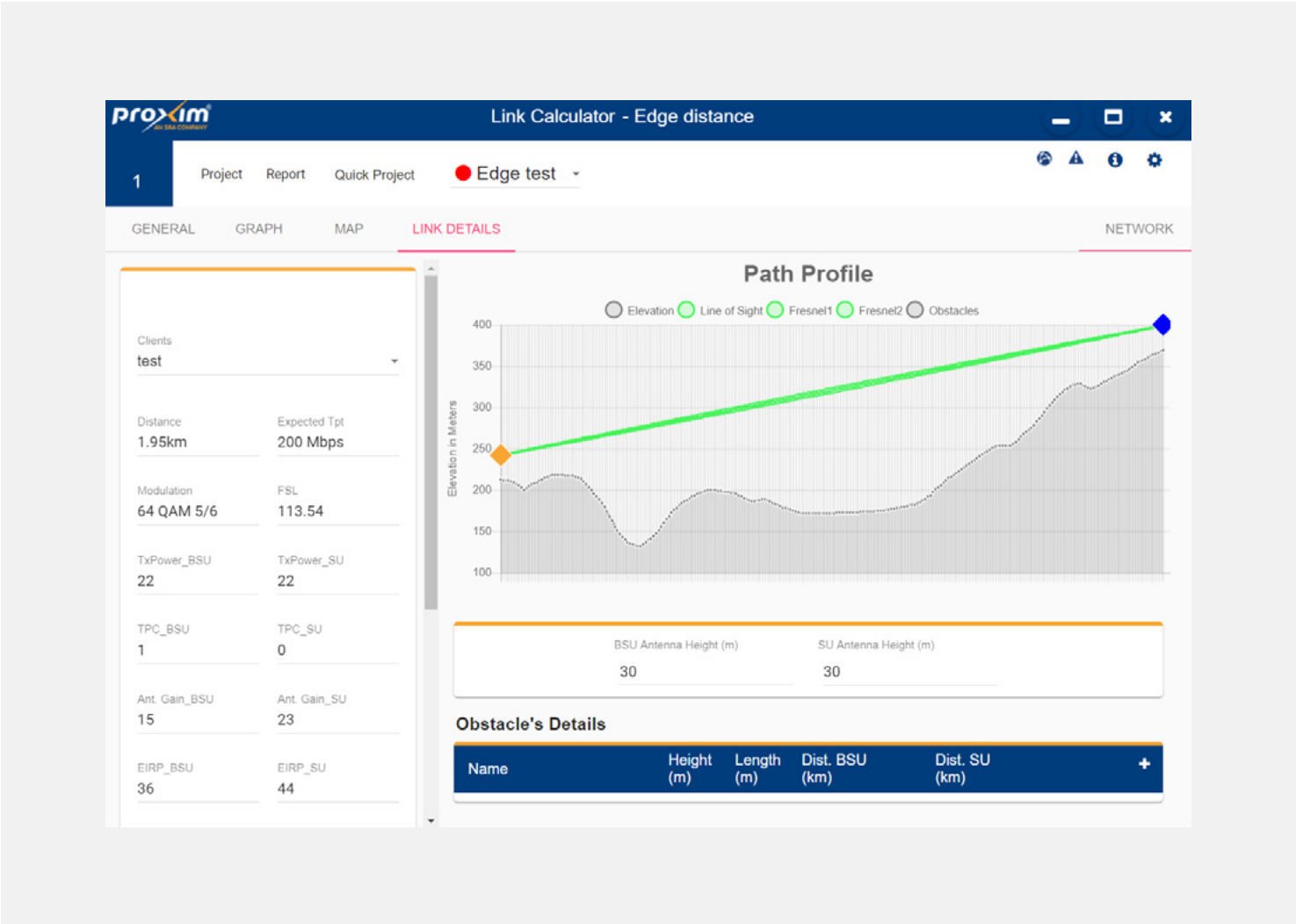
Calculator and Quoting Tools

Available in English, French, Spanish and Chinese



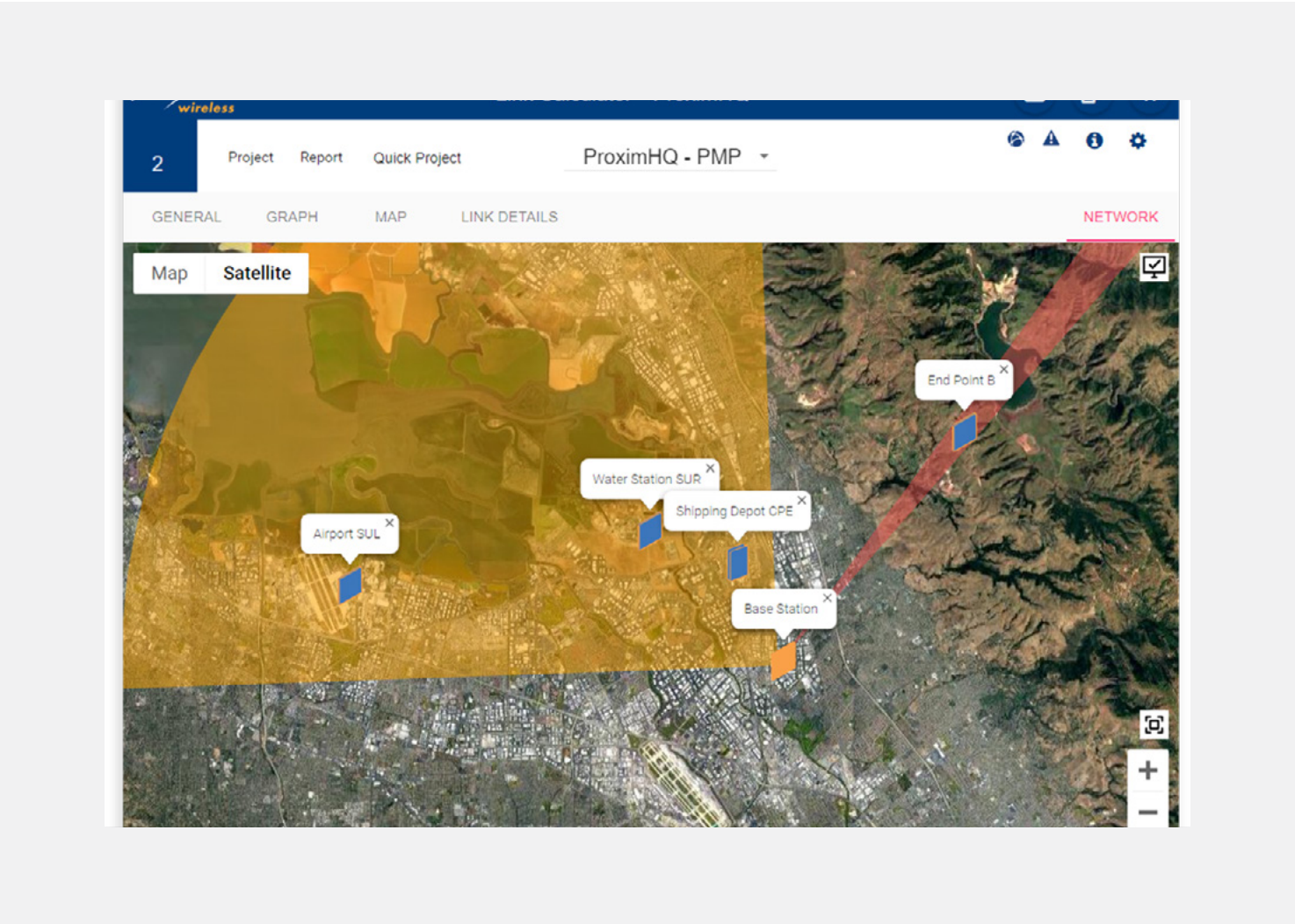
Customer Facing Web Interface

- ◆ Inform sales team of customer interest



Link Calculator

- ◆ Full link calculation for PTP link or PMP sector
- ◆ Google Earth import/export
- ◆ Technical report to be included in RFP
- ◆ Bill of Material



Quote Generator

- ◆ Provide a quote tool for RSM and Partners
- ◆ Customizable to match Partner look and feel requirements

[Learn More +](#)

[<< Return to Index](#)

Common Applications

Mobility



Learn More +

Surveillance



Learn More +

Smart City - ITS



Learn More +

Backhaul



Learn More +

Last Mile Access



Learn More +

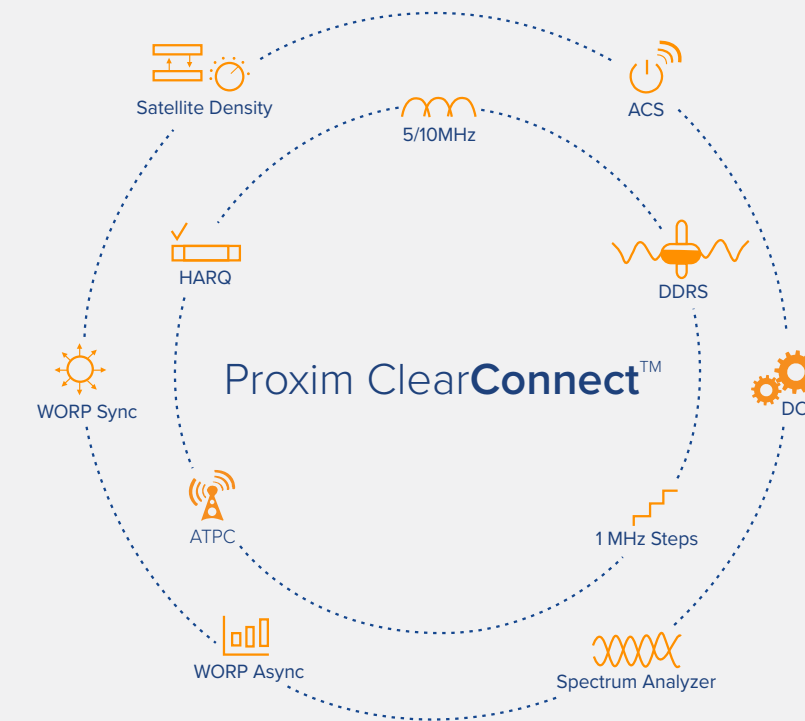
<< Return to Index

Key Technologies



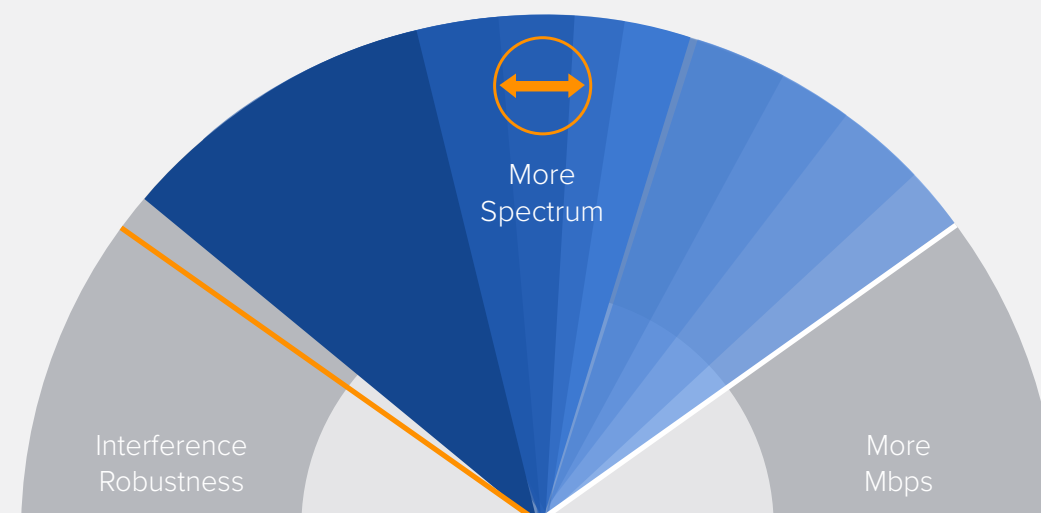
Proxim WORP® - Combines network access control, data scheduling, advanced QoS and encryption to ensure highly efficient and secure data transmission.

[Learn More +](#)



Proxim ClearConnect™, a suite of interference mitigation technologies ensuring robust and reliable communications in high-density wireless deployments.

[Learn More +](#)



Proxim SmartConnect™
Intelligent Interference Avoidance Technology

Delivering exceptional performance in noisy RF locations by combining a beam steering antenna with a secondary look ahead scan radio to seek, manage and select the best channel.

[Learn More +](#)



Mobility technology that delivers rapid hand-off between fixed base stations and moving vehicles to ensure uninterrupted broadband at speeds up to 295 km/h (185 mph)

[Learn More +](#)

[<< Return to Index](#)